

SECTION CONTENTS

Bureau Summary of Appropriations and Positions	
Bureau Distribution By Appropriation Classification	
Department Overview	
Department Budget	
-- Distribution By Appropriation Classification	
-- Personal Services, Summary of Positions	
-- Summary of Positions by Grade	

210 - Office of the Sheriff	V - 6
211 - Department of Fiscal Administration and Support Services	V - 10
212 - Sheriff's Department for Women's Justice Services	V - 17
215 - Custodian	V - 21
230 - Court Services Division	V - 27
231 - Police Department	V - 34
235 - Impact Incarceration	V - 42
236 - Community Supervision and Intervention	V - 46
238 - Jail Diversion and Crime Prevention	V - 51
239 - Department of Corrections	V - 55
249 - Sheriff's Merit Board	V - 66
535 - Intergovernmental Agreement/ETSB	V - 70
546 - Sheriff's Youthful Offender Alcohol & Drug Education	V - 74
573 - Women's Justice Services Fund	V - 76
577 - Vehicle Purchase Fund	V - 78

BUREAU SUMMARY

SHERIFF

SUMMARY OF APPROPRIATIONS

Department and Title	2010 Expenditures	2010 Adjusted Appropriation	Approved & Adopted	Difference
Public Safety Fund				
210 - Office of the Sheriff	2,226,907.83	2,330,936	1,367,807	(963,129)
211 - Department of Fiscal Administration and Support Services	22,920,674.09	23,710,649	13,249,507	(10,461,142)
212 - Sheriff's Department for Women's Justice Services	8,025,940.28	8,206,638	7,309,621	(897,017)
215 - Custodian	10,311,818.49	11,117,165		(11,117,165)
230 - Court Services Division	87,695,281.84	90,493,176	80,330,529	(10,162,647)
231 - Police Department	48,343,104.68	47,455,784	44,655,201	(2,800,583)
235 - Impact Incarceration	6,671,209.30	6,695,807	6,544,239	(151,568)
236 - Community Supervision and Intervention	28,718,724.00	28,841,402	26,910,122	(1,931,280)
238 - Jail Diversion and Crime Prevention	1,622,842.61	1,835,558	1,570,374	(265,184)
239 - Department of Corrections	229,449,039.57	235,179,811	226,028,868	(9,150,943)
249 - Sheriff's Merit Board	1,163,045.99	1,301,609	1,429,911	128,302
Public Safety Fund Total	447,148,588.68	457,168,535	409,396,179	(47,772,356)
General Fund Total	447,148,588.68	457,168,535	409,396,179	(47,772,356)
Special Purpose Funds				
535 - Intergovernmental Agreement/ETSB	1,465,944.38	1,247,080	1,570,336	323,256
546 - Sheriff's Youthful Offender Alcohol & Drug Education	6,012.26	9,396	9,018	(378)
573 - Women's Justice Services Fund		30,000	30,000	
577 - Vehicle Purchase Fund		200,000	200,000	
Special Purpose Funds Total	1,471,956.64	1,486,476	1,809,354	322,878
Special Purpose Fund Total	1,471,956.64	1,486,476	1,809,354	322,878
Restricted				
644 - Sheriff Holiday Mobilization			37,765	
654 - Sheriff Coordinated Reentry Service			497,028	
655 - Sheriff Chicago Empowerment HIDTA			5,629,175	
656 - Sheriff Second Chance Reentry Initiative			747,006	
688 - Sheriff WestCare Family Impact Program			300,000	
690 - Sheriff Local Alcohol Program			90,507	
691 - Sheriff ASPCA Investigation of Dogfighting			10,000	
692 - Sheriff Domestic Violence/Sexual Assault Coordination			240,000	
694 - Sheriff Transitional Mental Health Clinic			300,000	
696 - Sheriff Substance Abuse Primary Prevention			130,574	
698 - Sheriff Ford Heights Crime Reduction			499,800	
781 - Sheriff Child Support Enforcement			2,937,541	
919 - Sheriff Contraband Product Investigations			25,000	
986 - Sheriff Mental Health Collaboration			250,000	
Restricted Total			11,694,396	
Grants Fund Total			11,694,396	
Total Appropriations	448,620,545.32	458,655,011	422,899,929	(35,755,082)

SUMMARY OF POSITIONS

Department and Title	2010 Approved Positions	Approved & Adopted	Difference
Public Safety Fund			
210 - Office of the Sheriff	26.0	22.0	(4.0)

BUREAU SUMMARY

SHERIFF

Department and Title	2010 Approved Positions	Approved & Adopted	Difference
211 - Department of Fiscal Administration and Support Services	214.0	210.5	(3.5)
212 - Sheriff's Department for Women's Justice Services	72.0	65.6	(6.4)
215 - Custodian	275.0	243.5	(31.5)
230 - Court Services Division	1,502.0	1,396.4	(105.6)
231 - Police Department	589.0	576.7	(12.3)
235 - Impact Incarceration	102.0	98.0	(4.0)
236 - Community Supervision and Intervention	376.0	350.2	(25.8)
238 - Jail Diversion and Crime Prevention	32.0	29.0	(3.0)
239 - Department of Corrections	3,670.2	3,666.0	(4.2)
249 - Sheriff's Merit Board	25.0	24.5	(0.5)
Public Safety Fund Total	6,883.2	6,682.4	(200.8)
General Fund Total	6,883.2	6,682.4	(200.8)
Special Purpose Funds			
535 - Intergovernmental Agreement/ETSB	16.0	16.0	
Special Purpose Funds Total	16.0	16.0	
Special Purpose Fund Total	16.0	16.0	
Restricted			
655 - Sheriff Chicago Empowerment HIDTA		30.0	
692 - Sheriff Domestic Violence/Sexual Assault Coordination		1.0	
696 - Sheriff Substance Abuse Primary Prevention		1.0	
781 - Sheriff Child Support Enforcement		36.0	
Restricted Total		68.0	
Grants Fund Total		68.0	
Total Positions	6,899.2	6,766.4	(132.8)

DISTRIBUTION BY APPROPRIATION CLASSIFICATION
SHERIFF

Account		2010 Expenditures	2010 Adjusted Appropriation	Approved & Adopted	Difference
Personal Services					
110/501010	Salaries and Wages of Regular Employees	374,881,004.77	385,993,690	367,799,295	(18,194,395)
120/501210	Overtime Compensation	27,885,994.86	21,438,480	17,060,750	(4,377,730)
133/501360	Per Diem Personnel	95,997.95	142,805	126,030	(16,775)
136/501400	Differential Pay	275,250.01	275,000	300,000	25,000
172/501540	Workers' Compensation		1,893,566	1,893,566	
183/501770	Seminars for Professional Employees		300	300	
185/501810	Professional and Technical Membership Fees	6,492.00	11,325	11,750	425
186/501860	Training Programs for Staff Personnel	537,088.70	603,000	506,000	(97,000)
189/501950	Allowances Per Collective Bargaining Agreement	3,521,470.14	3,866,250	3,425,900	(440,350)
190/501970	Transportation and Other Travel Expenses for Employees	10,285.64	14,450	13,400	(1,050)
Personal Services Total		407,213,584.07	414,238,866	391,136,991	(23,101,875)
Contractual Services					
213/520010	Ambulance and Patient Transportation Service	4,259.17	50,050	35,000	(15,050)
214/520030	Armored Car Service		6,000		(6,000)
215/520050	Scavenger Services	516,764.80	526,620	713,336	186,716
217/520100	Transportation for Specific Activities and Purposes	372,791.12	376,700	526,700	150,000
222/520190	Laundry and Linen Services	409,300.00	732,500	284,375	(448,125)
223/520210	Food Services	12,368,649.58	12,438,684	11,458,693	(979,991)
224/520240	Cable Casting	2,788.06	3,000		(3,000)
225/520260	Postage	260,927.89	295,713	303,524	7,811
228/520280	Delivery Services	463.98	2,050	2,050	
231/520330	Boarding and Lodging of Prisoners	2,341,030.00	2,348,566	369,464	(1,979,102)
235/520390	Contractual Maintenance Services	386,883.90	432,417	319,700	(112,717)
240/520490	Printing and Publishing	60,943.13	74,464	76,623	2,159
245/520610	Advertising For Specific Purposes	1,000.00	2,000	2,000	
250/520730	Premiums on Fidelity, Surety Bonds and Public Liability	13,915.00	15,500	17,500	2,000
260/520830	Professional and Managerial Services	701,773.11	735,500	1,377,000	641,500
268/521030	Court Reporting, Stenographic, Transcribing, or Interpreter Services	34,358.95	35,000	37,500	2,500
272/521050	Medical Consultation Services	18,962.01	19,500		(19,500)
278/521200	Laboratory Related Services	7,160.00	18,000	17,850	(150)
291/521266	Confiscated Vehicles in Accordance with Illinois Revised Statutes	835.00	2,000	2,000	
298/521310	Special or Cooperative Programs	7,062,475.88	7,062,476	7,127,493	65,017
Contractual Services Total		24,565,281.58	25,176,740	22,670,808	(2,505,932)
Supplies and Materials					
310/530010	Food Supplies	1,385.14	1,500	4,000	2,500
320/530100	Wearing Apparel	843,262.71	1,033,180	813,207	(219,973)
330/530160	Household, Laundry, Cleaning and Personal Care Supplies	1,453,718.58	1,653,937	1,354,359	(299,578)
333/530270	Institutional Supplies	1,236,011.99	1,616,476	1,227,473	(389,003)
350/530600	Office Supplies	393,318.08	400,000	350,000	(50,000)
353/530640	Books, Periodicals, Publications, Archives and Data Services	134,632.87	164,900	101,997	(62,903)
353/530675	County Wide Lexis-Nexis Contract			22,532	22,532
355/530700	Photographic and Reproduction Supplies	163,561.18	175,320	188,980	13,660
360/530790	Medical, Dental, and Laboratory and Supplies	37,208.81	41,100	55,545	14,445
388/531650	Computer Operation Supplies	526,857.63	600,000	500,000	(100,000)
Supplies and Materials Total		4,789,956.99	5,686,413	4,618,093	(1,068,320)
Operations and Maintenance					
401/540010	Fuel Oil/Heat	2,759.11	3,000	3,000	
402/540030	Water and Sewer	3,427.14	3,500	4,000	500
410/540050	Electricity	4,322.97	9,500	10,000	500

DISTRIBUTION BY APPROPRIATION CLASSIFICATION
SHERIFF

Account	2010 Expenditures	2010 Adjusted Appropriation	Approved & Adopted	Difference
430/540110 Moving Expenses & Minor Remodeling of County Facilities		11,000	12,000	1,000
440/540130 Maintenance and Repair of Office Equipment	403,348.22	448,950	440,800	(8,150)
441/540170 Maintenance and Repair of Data Processing Equipment and Software	61,922.06	177,640	115,164	(62,476)
441/540172 County Wide Contract for Maintenance of Data Processing Equipment			122,314	122,314
444/540250 Maintenance and Repair of Automotive Equipment	2,407,939.65	3,000,000	300,000	(2,700,000)
445/540290 Operation of Automotive Equipment	3,666,093.62	3,750,000	1,000,000	(2,750,000)
449/540310 Op., Maint. and Repair of Institutional Equipment	3,477,031.28	3,787,634	2,848,610	(939,024)
Operations and Maintenance Total	10,026,844.05	11,191,224	4,855,888	(6,335,336)
Rental and Leasing				
630/550010 Rental of Office Equipment	128,783.03	146,592	143,361	(3,231)
630/550018 County Wide Canon Photocopier Lease			363,511	363,511
634/550060 Rental of Automotive Equipment	209,640.42	210,000		(210,000)
660/550130 Rental of Facilities	2,330.00	3,000	4,500	1,500
Rental and Leasing Total	340,753.45	359,592	511,372	151,780
Contingency and Special Purposes				
810/580340 Contingency Fund - For Confidential Investigation	24,447.94	25,000		(25,000)
814/580380 Appropriation Adjustments			(10,322,652)	(10,322,652)
818/580033 Reimbursement to Designated Fund	187,720.60	326,000	(4,074,321)	(4,400,321)
819/580420 Appropriation Transfer for Corporate Fund/Reimbursement from Designated Fund		164,700		(164,700)
Contingency and Special Purposes Total	212,168.54	515,700	(14,396,973)	(14,912,673)
Operating Funds Total	447,148,588.68	457,168,535	409,396,179	(47,772,356)
(715) Major Capital Equipment - Long Term Projects				
579/560450 Computer Equipment	5,056,773.37	4,784,217	581,138	(4,203,079)
	5,056,773.37	4,784,217	581,138	(4,203,079)
(717) New/Replacement Capital Equipment				
521/560420 Institutional Equipment	825,690.00	1,299,935	97,380	(1,202,555)
530/560510 Office Furnishings and Equipment	87,291.20	92,450	4,400	(88,050)
549/560610 Vehicle Purchase	2,684,957.80	7,613,000	4,595,000	(3,018,000)
550/560620 Automotive Equipment			928,980	928,980
579/560450 Computer Equipment	1,188,093.24	2,670,637	2,959,688	289,051
590/567020 Equipment or Improvements Not Otherwise Classified	353,376.00			
	5,139,408.24	11,676,022	8,585,448	(3,090,574)
Total Capital Equipment Request Total	10,196,181.61	16,460,239	9,166,586	(7,293,653)

DISTRIBUTION BY APPROPRIATION CLASSIFICATION
 SHERIFF - SPECIAL PURPOSE FUNDS

Account	2010 Expenditures	2010 Adjusted Appropriation	Approved & Adopted	Difference	
Personal Services					
110/501010	Salaries and Wages of Regular Employees	1,211,576.51	1,125,740	1,147,255	21,515
120/501210	Overtime Compensation	154,783.18	90,000	130,000	40,000
124/501250	Employee Health Insurance Allotment	800.00			
170/501510	Mandatory Medicare Costs	17,133.85	16,329	16,258	(71)
174/501570	Pension	77,935.58		150,962	150,962
175/501590	Life Insurance Program	3,082.06	4,082	4,051	(31)
176/501610	Health Insurance	195,967.26	202,560	240,612	38,052
177/501640	Dental Insurance Plan	8,896.10	7,722	7,591	(131)
179/501690	Vision Care Insurance	1,751.84	2,076	1,991	(85)
186/501860	Training Programs for Staff Personnel	450.00	500	500	
189/501950	Allowances Per Collective Bargaining Agreement	3,500.00		3,500	3,500
190/501970	Transportation and Other Travel Expenses for Employees	168.21	500	500	
Personal Services Total		1,676,044.59	1,449,509	1,703,220	253,711
Contractual Services					
225/520260	Postage		1,500	1,500	
240/520490	Printing and Publishing	2,083.67	3,000	3,000	
298/521310	Special or Cooperative Programs		30,000		(30,000)
298/521343	Preventive Programs			30,000	30,000
Contractual Services Total		2,083.67	34,500	34,500	
Supplies and Materials					
350/530600	Office Supplies	1,959.55	2,000	2,000	
353/530640	Books, Periodicals, Publications, Archives and Data Services		500	500	
388/531650	Computer Operation Supplies	954.83	1,000	1,000	
Supplies and Materials Total		2,914.38	3,500	3,500	
Operations and Maintenance					
441/540170	Maintenance and Repair of Data Processing Equipment and Software		8,053		(8,053)
Operations and Maintenance Total			8,053		(8,053)
Capital Equipment and Improvements					
549/560610	Vehicle Purchase		200,000		(200,000)
549/560612	Vehicles-Minor			200,000	200,000
Capital Equipment and Improvements Total			200,000	200,000	
Rental and Leasing					
630/550010	Rental of Office Equipment	1,688.00	1,688		(1,688)
630/550018	County Wide Canon Photocopier Lease			1,000	1,000
Rental and Leasing Total		1,688.00	1,688	1,000	(688)
Contingency and Special Purposes					
818/580033	Reimbursement to Designated Fund	(256,515.00)	(256,515)	(348,808)	(92,293)
883/580260	Cook County Administration	45,741.00	45,741	215,942	170,201
Contingency and Special Purposes Total		(210,774.00)	(210,774)	(132,866)	77,908
Operating Funds Total		1,471,956.64	1,486,476	1,809,354	322,878

DEPARTMENT OVERVIEW
210 OFFICE OF THE SHERIFF

Department Mission

The Sheriff of Cook County is the Chief Law Enforcement Officer in the County. Under the provisions of the Illinois State Constitution the Sheriff is charged with three main tasks: (1) Providing services and security to all county and court facilities, (2) Administering the Cook County Jail, and (3) Policing the unincorporated areas of the County so that the citizens of Cook County are protected and secure.

The Office of the Sheriff strives to provide direction and leadership to all departments and employees of the Sheriff in order to meet and exceed the needs of the citizens of Cook County in providing protection, rehabilitation, civil action, security, and community services.

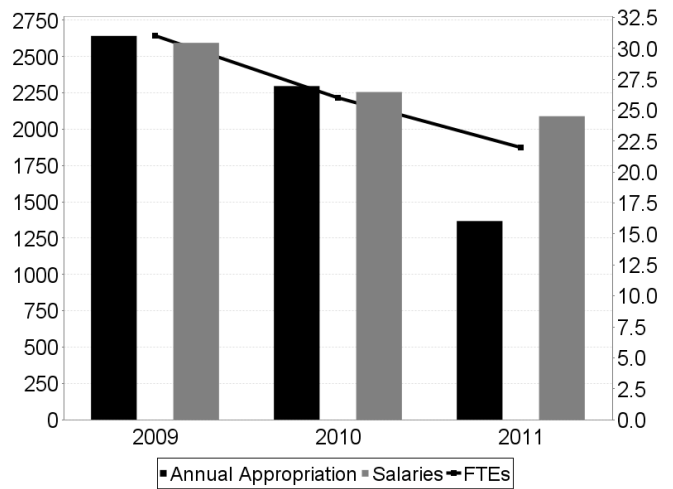
Goals and Objectives

- Rigorously search for alternate funding sources through state and federal grants.
- Improve FMLA procedures in order to reduce employee absenteeism in order decrease overtime expenditures.

Summary of Operations

The Office of the Sheriff directs over 6,700 officers, deputies, and civilians who perform a number of diverse tasks within the criminal justice system that are the responsibility of the Cook County Sheriff. This department oversees policy development and the carrying out of those policies, leadership, and direction for all Sheriff's Departments: Fiscal Administration and Support Services, Department of Women's Justice Services, Custodial Services, Court Services, Sheriff's Police, Boot Camp, Department of Community Supervision and Intervention, Jail Diversion and Crime Prevention, Department of Corrections, and the Merit Board.

Appropriations (\$ thousands)			
Fund Category	2009 Adopted	2010 Adopted	2011 Approved and Adopted
General	2,642.6	2,297.2	1,367.8
Total	2,642.6	2,297.2	1,367.8
	Adopted	Adopted	Adopted
FTE Positions	31.0	26.0	22.0



Major Accomplishments

- Reached the goal of substantial compliance with the Shakman SRO.

DISTRIBUTION BY APPROPRIATION CLASSIFICATION
DEPARTMENT 210 - OFFICE OF THE SHERIFF

Account	2010 Expenditures	2010 Adjusted Appropriation	Approved & Adopted	Difference
Personal Services				
110/501010 Salaries and Wages of Regular Employees	2,210,294.48	2,290,686	2,089,687	(200,999)
185/501810 Professional and Technical Membership Fees	1,360.00	1,900	1,900	
189/501950 Allowances Per Collective Bargaining Agreement	650.00	(650)	650	1,300
190/501970 Transportation and Other Travel Expenses for Employees	5,175.62	6,000		(6,000)
Personal Services Total	2,217,480.10	2,297,936	2,092,237	(205,699)
Contractual Services				
225/520260 Postage	52.97	1,000		(1,000)
Contractual Services Total	52.97	1,000		(1,000)
Supplies and Materials				
353/530640 Books, Periodicals, Publications, Archives and Data Services	9,287.18	30,000	5,000	(25,000)
355/530700 Photographic and Reproduction Supplies	87.58	2,000		(2,000)
Supplies and Materials Total	9,374.76	32,000	5,000	(27,000)
Rental and Leasing				
630/550018 County Wide Canon Photocopier Lease			20,570	20,570
Rental and Leasing Total			20,570	20,570
Contingency and Special Purposes				
814/580380 Appropriation Adjustments			(750,000)	(750,000)
Contingency and Special Purposes Total			(750,000)	(750,000)
Operating Funds Total	2,226,907.83	2,330,936	1,367,807	(963,129)

PERSONAL SERVICES - SUMMARY OF POSITIONS BY BUSINESS UNIT AND JOB CODE
DEPARTMENT 210 - OFFICE OF THE SHERIFF

Job Code	Title	Grade	2010 Appropriation		Approved & Adopted	
			FTE Pos.	Salaries	FTE Pos.	Salaries
01 Administration						
01 Executive Office - 2101098						
0015	Sheriff	SEL	1.0	160,000	1.0	160,000
1348	Under Sheriff	24	1.0	146,470	1.0	146,470
0068	Assistant To The Sheriff	24	1.0	109,119		
4730	Executive Assistant V-Sheriff	23	1.0	88,065	1.0	88,066
0061	Administrative Assistant To Sheriff	22	2.0	158,102	2.0	152,387
0050	Administrative Assistant IV	18	3.0	188,982	2.0	124,765
			9.0	\$850,738	7.0	\$671,688
02 Administration - 2101099						
4424	Community Outreach Liaison	24	1.0	97,612		
0068	Assistant To The Sheriff	24	1.0	115,430		
0565	Special Assistant To The Sheriff	24			1.0	109,119
4736	Director of Administration	24	1.0	124,602		
4739	Chief of Staff-Sheriff	24	1.0	124,765	1.0	124,602
4771	Deputy Chief of Staff	24			3.0	354,202
8999	Special Assistant to the Sheriff I	23			1.0	96,797
4752	Deputy Director-Sheriff	22			1.0	74,108
0223	Grant Analyst	21	1.0	83,782		
5326	Legislative Affairs Administrator	21	1.0	73,226		
0620	Legislative Coordinator I	20	1.0	73,226		
4729	Executive Assistant IV	20	2.0	124,263	1.0	64,488
4726	Executive Assistant I -Sheriff	16	1.0	44,913		
			10.0	\$861,819	8.0	\$823,316
04 Legal Affairs - 2101101						
0745	Chief Counsel	24	1.0	115,000	1.0	115,000
1312	Police Commander	24	1.0	93,368		
5263	General Counsel-Sheriff	24			1.0	93,368
5366	Legal Advisor/Labor Affairs	24			1.0	80,000
5318	Deputy General Counsel	23	2.0	196,119		
5336	Assistant General Counsel	22	1.0	75,077	1.0	76,043
2516	Risk Manager	21			1.0	90,000
4738	Legal Assistant-Sheriff	21	1.0	84,200	1.0	84,902
0050	Administrative Assistant IV	18	1.0	54,288	1.0	55,370
			7.0	\$618,052	7.0	\$594,683
Total Salaries and Positions			26.0	\$2,330,609	22.0	\$2,089,687

PERSONAL SERVICES - SUMMARY OF POSITIONS BY GRADE
 DEPARTMENT 210 - OFFICE OF THE SHERIFF

Grade	2010 Appropriation		Approved & Adopted	
	FTE Pos.	Salaries	FTE Pos.	Salaries
SEL	1.0	160,000	1.0	160,000
24	8.0	926,366	9.0	1,022,761
23	3.0	284,184	2.0	184,863
22	3.0	233,179	4.0	302,538
21	3.0	241,208	2.0	174,902
20	3.0	197,489	1.0	64,488
18	4.0	243,270	3.0	180,135
16	1.0	44,913		
Total Salaries and Positions	26.0	\$2,330,609	22.0	\$2,089,687

DEPARTMENT OVERVIEW

211 DEPARTMENT OF FISCAL ADMINISTRATION AND SUPPORT SERVICES

Department Mission

The Cook County Sheriff's Fiscal Administration and Support Services is committed to providing the highest quality of extensive support services to all departments within the Sheriff's Office. These services include, but are not limited to Finance, Budget, Purchasing, Inventory Supply, Vehicle Services, Training, Information Technology, Professional Review, Fraud Investigations, Policy and Accountability, Drug Testing, Human Resources, and Communication and Community Affairs.

The Cook County Sheriff's Office Fiscal Administration and Support Services strives to maintain strong relationships with internal stakeholders, from every department and at every level of our operations, in order to better serve our external constituents. Through inter-departmental communications and a broad focus on customer service, our constant goal is to exceed expectations both internally and externally. The Office of Fiscal Administration and Support Services will continue to explore and develop ways to benefit the Sheriff's Office in the most cost-effective manner.

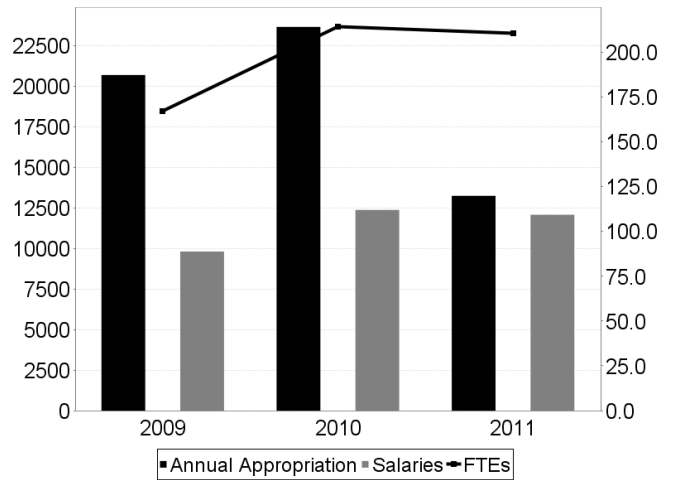
Goals and Objectives

- Implement a pilot equipment maintenance management program to realize cost savings for the County.
- Develop Request for Proposal (RFP) guidelines and training handbook.
- Explore grants and other funding sources to purchase laptops for trainees to use in order to reduce the use of paper and move forward in the green initiative.

Summary of Operations

The Sheriff's Office of Fiscal Administration and Support Services is responsible for controlling the financial and supportive services areas of the Cook County Sheriff's Office. Fiscal Administration and Support services works to maintain accountability and sound management in all areas related to finance, purchasing, vehicle management, training, technology, professional review, and human resources. Through the centralization of these services the Sheriff's Office is able to operate in the most effective and efficient manner to benefit both employees and Cook County residents.

Appropriations (\$ thousands)			
Fund Category	2009 Adopted	2010 Adopted	2011 Approved and Adopted
General	20,700.6	23,667.2	13,249.5
Total	20,700.6	23,667.2	13,249.5
	Adopted	Adopted	Adopted
FTE Positions	167.1	214.0	210.5



Major Accomplishments

- Assisted in the successful implementation of the new Cashiering System in the Civil Process Division of the Court Services Department. This new system will improve efficiency and effectiveness in the collection and reconciliation of the main revenue source for the Cook County Sheriff's Office.
- Securely deposited and accounted for over \$20,000,000 in revenue for the Cook County Sheriff office.
- Reduce cost of in-service training by changing requirements to align with minimum State guidelines.

DISTRIBUTION BY APPROPRIATION CLASSIFICATION

DEPARTMENT 211 - DEPARTMENT OF FISCAL ADMINISTRATION AND SUPPORT SERVICES

Account	2010 Expenditures	2010 Adjusted Appropriation	Approved & Adopted	Difference	
Personal Services					
110/501010	Salaries and Wages of Regular Employees	13,043,874.73	12,656,699	12,083,226	(573,473)
120/501210	Overtime Compensation	367,232.10	375,000	370,000	(5,000)
186/501860	Training Programs for Staff Personnel	534,468.70	600,000	500,000	(100,000)
189/501950	Allowances Per Collective Bargaining Agreement	21,714.28	12,450	30,600	18,150
190/501970	Transportation and Other Travel Expenses for Employees			10,000	10,000
Personal Services Total		13,967,289.81	13,644,149	12,993,826	(650,323)
Contractual Services					
215/520050	Scavenger Services		2,000		(2,000)
225/520260	Postage	2,683.51	4,000	4,000	
240/520490	Printing and Publishing	2,317.00	2,500	2,500	
250/520730	Premiums on Fidelity, Surety Bonds and Public Liability	12,000.00	12,000	17,500	5,500
260/520830	Professional and Managerial Services	209,548.11	210,000	200,000	(10,000)
Contractual Services Total		226,548.62	230,500	224,000	(6,500)
Supplies and Materials					
333/530270	Institutional Supplies	143,717.45	320,000	200,000	(120,000)
350/530600	Office Supplies	393,318.08	400,000	350,000	(50,000)
353/530640	Books, Periodicals, Publications, Archives and Data Services		1,000	500	(500)
353/530675	County Wide Lexis-Nexis Contract			1,464	1,464
388/531650	Computer Operation Supplies	526,857.63	600,000	500,000	(100,000)
Supplies and Materials Total		1,063,893.16	1,321,000	1,051,964	(269,036)
Operations and Maintenance					
410/540050	Electricity		5,000	5,000	
441/540172	County Wide Contract for Maintenance of Data Processing Equipment			122,314	122,314
444/540250	Maintenance and Repair of Automotive Equipment	2,407,939.65	3,000,000	300,000	(2,700,000)
445/540290	Operation of Automotive Equipment	3,666,093.62	3,750,000	1,000,000	(2,750,000)
449/540310	Op., Maint. and Repair of Institutional Equipment	1,588,909.23	1,760,000	350,000	(1,410,000)
Operations and Maintenance Total		7,662,942.50	8,515,000	1,777,314	(6,737,686)
Rental and Leasing					
630/550018	County Wide Canon Photocopier Lease			14,050	14,050
Rental and Leasing Total				14,050	14,050
Contingency and Special Purposes					
818/580033	Reimbursement to Designated Fund			(2,811,647)	(2,811,647)
Contingency and Special Purposes Total				(2,811,647)	(2,811,647)
Operating Funds Total		22,920,674.09	23,710,649	13,249,507	(10,461,142)
(715) Major Capital Equipment - Long Term Projects - 71520400					
579/560450	Computer Equipment	545,000.00	578,776		(578,776)
		545,000.00	578,776		(578,776)
(717) New/Replacement Capital Equipment - 71700211					
521/560420	Institutional Equipment		120,000		(120,000)
530/560510	Office Furnishings and Equipment		10,800		(10,800)
549/560610	Vehicle Purchase	2,684,957.80	7,613,000	4,385,000	(3,228,000)
550/560620	Automotive Equipment			90,000	90,000
579/560450	Computer Equipment	1,117,996.64	2,012,450	1,052,689	(959,761)
590/567020	Equipment or Improvements Not Otherwise Classified	353,376.00			
		4,156,330.44	9,756,250	5,527,689	(4,228,561)
Total Capital Equipment Request Total		4,701,330.44	10,335,026	5,527,689	(4,807,337)

PERSONAL SERVICES - SUMMARY OF POSITIONS BY BUSINESS UNIT AND JOB CODE
DEPARTMENT 211 - DEPARTMENT OF FISCAL ADMINISTRATION AND SUPPORT SERVICES

Job Code	Title	Grade	2010 Appropriation		Approved & Adopted	
			FTE Pos.	Salaries	FTE Pos.	Salaries
02 Fiscal Administration						
01 Budget - 2111090						
0120	Chief Financial Officer	24	1.0	115,000	1.0	115,000
4724	Deputy Director of Budget	23	1.0	76,587	1.0	78,055
4729	Executive Assistant IV	20	1.0	66,605	1.0	67,346
0050	Administrative Assistant IV	18	1.0	53,749	1.0	54,514
0047	Administrative Assistant II	14	1.0	37,159	1.0	37,901
			5.0	\$349,100	5.0	\$352,816
02 Purchasing - 2111091						
0254	Business Manager IV	23	1.0	97,304	1.0	98,475
0253	Business Manager III	22	2.0	176,367	2.0	177,840
0292	Administrative Analyst II	19	1.0	70,012	1.0	70,964
			4.0	\$343,683	4.0	\$347,279
04 Central Warehouse - 2111092						
2309	Warehouse Superintendent III	23	1.0	100,260	1.0	101,750
5324	Facilities Manager	22	1.0	76,587	1.0	77,375
4764	Warehouse Manager-Sheriff	20	1.0	60,582	1.0	60,761
0292	Administrative Analyst II	19	1.0	59,400	1.0	55,673
5330	Warehouse Coordinator	18	1.0	50,373	1.0	50,861
0048	Administrative Assistant III	16	1.0	43,808	1.0	44,232
3046	Administrative Assistant I	12	1.0	42,030	1.0	42,031
4839	Clerk IV-CNTY CLK/ROD/SHERIFF	11	1.0	40,023	1.0	40,024
			8.0	\$473,063	8.0	\$472,707
05 Finance - 2111093						
0123	Director of Finance	24	1.0	96,628	1.0	96,628
0252	Business Manager II	20	1.0	76,970	1.0	77,554
0145	Accountant V	19	2.0	111,040	2.0	112,631
0050	Administrative Assistant IV	18	1.0	55,382	1.0	55,759
			5.0	\$340,020	5.0	\$342,572
03 Vehicle Services						
01 Vehicle Administration - 2111094						
5322	Director of Vehicle Services	24	1.0	109,118	1.0	109,118
0253	Business Manager III	22	1.0	93,032	1.0	94,889
0051	Administrative Assistant V	20	2.0	139,104	2.0	139,468
5317	Deputy Director of Vehicle Services	20	1.0	68,629		1
0050	Administrative Assistant IV	18	1.0	64,319	1.0	65,549
2384	Vehicle Service Man	15	2.0	105,799	2.0	106,639
0047	Administrative Assistant II	14	1.0	44,690	1.0	36,018
0142	Accountant II	13	1.0	47,894	1.0	47,895
0046	Administrative Assistant I	12	1.0	39,060	1.0	39,326
			11.0	\$711,645	10.0	\$638,903
02 Vehicle Maintenance - 2111095						
0253	Business Manager III	22	1.0	93,032	1.0	94,889
1307	Vehicle Svs. Mech. Supv.-Sher.	20	2.0	135,678	2.0	136,527
0050	Administrative Assistant IV	18	1.0	44,690	1.0	45,163
0048	Administrative Assistant III	16	1.0	50,373	1.0	50,942
2385	Vehicle Svcs Technician	16	1.0	55,937	1.0	56,059
2384	Vehicle Service Man	15	6.0	362,716	7.0	358,507
0046	Administrative Assistant I	12	1.0	44,597	1.0	44,598
			13.0	\$787,023	14.0	\$786,685
04 Executive Training Institute						

PERSONAL SERVICES - SUMMARY OF POSITIONS BY BUSINESS UNIT AND JOB CODE
DEPARTMENT 211 - DEPARTMENT OF FISCAL ADMINISTRATION AND SUPPORT SERVICES

Job Code	Title	Grade	2010 Appropriation		Approved & Adopted	
			FTE Pos.	Salaries	FTE Pos.	Salaries
01 Training Administration - 2111097						
0755	Executive Director Sheriff's Training Institute	24	1.0	109,437	1.0	101,630
0819	Assistant Superintendent of Sheriff's Training Academy	23	1.0	99,263	1.0	100,701
0050	Administrative Assistant IV	18	1.0	60,582	1.0	60,667
0048	Administrative Assistant III	16	1.0	54,288	1.0	55,251
0047	Administrative Assistant II	14	4.0	190,856	4.0	191,235
4841	Clerk V-CNTY CLK/ROD/SHERIFF	12	1.0	43,280	1.0	43,281
			9.0	\$557,706	9.0	\$552,765
02 Training of Employees - 2110402						
4752	Deputy Director-Sheriff	22	1.0	76,587	1.0	77,168
1339	Deputy Sheriff D2B	D2B	2.0	122,439	2.0	122,440
1333	Deputy Sheriff II	D2	2.0	122,437	2.0	122,438
0698	Investigator (Doc)	IS2			1.0	64,096
1341	Deputy Sheriff Sergeant	D3	1.0	76,398	1.0	76,399
1355	Correctional Lieutenant	CO3	1.0	48,645		1
1361	Correctional Sergeant	CO2	2.0	143,667	2.0	146,632
1360	Correctional Officer	CO1	16.0	939,488	14.5	835,677
			25.0	\$1,529,661	23.5	\$1,444,851
05 Information Technology						
01 Information Technology - 2110501						
5261	Chief Technology Officer	23	1.0	93,032	1.0	94,015
0294	Administrative Analyst IV	22	1.0	94,908	1.0	95,994
5312	Assistant Chief Technical Officer	22	1.0	80,508	1.0	80,931
1107	Programmer III	20	3.0	134,072	3.0	135,124
1112	Systems Analyst III	20	1.0	70,012	1.0	70,110
2215	I.D. Systems Technician	19	2.0	138,295	2.0	140,343
4144	I.D. Systems Analyst	19	1.0	65,289	1.0	66,106
5331	Web Site Manager	19	1.0	71,067	1.0	71,760
1106	Programmer II	18	3.0	167,021	3.0	167,502
1111	Systems Analyst II	18	2.0	115,327	2.0	116,934
0048	Administrative Assistant III	16	1.0	42,943	1.0	43,359
1103	Computer Operator III	16	6.0	335,100	6.0	339,459
0047	Administrative Assistant II	14	1.0	43,808	1.0	43,904
1360	Correctional Officer	CO1	1.0	65,725	1.0	65,726
			25.0	\$1,517,107	25.0	\$1,531,267
06 Office of Professional Review						
01 Professional Review Administration - 2110601						
5263	General Counsel-Sheriff	24	1.0	106,976	1.0	106,976
5323	Executive Director of OPR	24	1.0	123,175	1.0	123,175
4729	Executive Assistant IV	20	1.0	53,749		
0050	Administrative Assistant IV	18	1.0	55,382	1.0	68,630
0048	Administrative Assistant III	16	2.0	95,455	1.0	52,291
4726	Executive Assistant I -Sheriff	16	1.0	48,162	1.0	48,491
0047	Administrative Assistant II	14	2.0	113,543		
1328	County Police Officer	P1	1.0	73,122	1.0	77,218
			10.0	\$669,564	6.0	\$476,781
02 Investigations - 2110602						
4798	Deputy Director-OPR	23	3.0	280,748	3.0	283,037
4748	Deputy Chief Investigator	22	1.0	104,341	1.0	104,342
4752	Deputy Director-Sheriff	22	3.0	214,316	3.0	216,582
0698	Investigator (Doc)	IS2	11.0	635,057	8.0	457,430

PERSONAL SERVICES - SUMMARY OF POSITIONS BY BUSINESS UNIT AND JOB CODE
DEPARTMENT 211 - DEPARTMENT OF FISCAL ADMINISTRATION AND SUPPORT SERVICES

Job Code	Title	Grade	2010 Appropriation		Approved & Adopted	
			FTE Pos.	Salaries	FTE Pos.	Salaries
0699	Investigator (Court Services)	IS2	3.0	180,427	2.0	92,385
1360	Correctional Officer	CO1	2.0	119,225	2.0	121,339
1328	County Police Officer	P1			1.0	77,218
5295	Senior Investigator	21		294,118	5.0	298,929
0641	Investigator IV	20		43,808		
0640	Investigator III	18	1.0	63,681		
0048	Administrative Assistant III	16	1.0	48,162	1.0	48,528
0639	Investigator II	16	1.0	57,012	1.0	57,013
			26.0	\$2,040,895	27.0	\$1,756,803
03 Fraud Unit - 2110603						
4754	Dir of Professional Review	24	1.0	104,506	1.0	104,506
4752	Deputy Director-Sheriff	22	1.0	64,964	1.0	65,651
0641	Investigator IV	20	1.0	53,749	1.0	54,317
1339	Deputy Sheriff D2B	D2B	2.0	127,435	2.0	127,436
			5.0	\$350,654	5.0	\$351,910
04 Surveillance Unit - 2110604						
5270	Surveillance Technician	13	11.0	494,828	10.0	458,957
			11.0	\$494,828	10.0	\$458,957
05 Office of Policy and Accountability - 2110605						
0068	Assistant To The Sheriff	24			1.0	115,430
4754	Dir of Professional Review	24	2.0	191,630	1.0	101,630
5313	Asst. Executive Director of Integrity & Compliance	24	1.0	120,000		
4752	Deputy Director-Sheriff	22	2.0	146,875	2.0	148,424
0223	Grant Analyst	21			1.0	84,734
5326	Legislative Affairs Administrator	21			1.0	73,782
0620	Legislative Coordinator I	20			1.0	73,932
4729	Executive Assistant IV	20			2.0	115,359
0050	Administrative Assistant IV	18			1.0	56,211
1339	Deputy Sheriff D2B	D2B	1.0	63,697	1.0	63,698
5417	Executive Director of Policy and Accountability	23			1.0	100,324
9000	Director of Contract Performance Review	23			1.0	86,732
5334	Compliance Officer	20	1.0	59,386	1.0	60,148
			7.0	\$581,588	14.0	\$1,080,404
06 Criminal Intelligence Unit - 2110606						
1351	Superintendent	CO6	1.0	93,498		
0641	Investigator IV	20	1.0	70,012		
0292	Administrative Analyst II	19	1.0	71,780		
0698	Investigator (Doc)	IS2	1.0	54,489		
5319	Director of Criminal Intelligence	24	1.0	104,106		
			5.0	\$393,885		
07 Drug Testing Unit						
01 Drug Testing Services - 2110701						
1306	Dir. Empl. Drug Testing (Sher)	23	1.0	96,337	1.0	85,582
1309	Drug Testing Supervisor	20	1.0	76,207	1.0	60,964
1311	Drug Testing Technician	14	6.0	273,717	6.0	277,177
4839	Clerk IV-CNTY CLK/ROD/SHERIFF	11	1.0	40,023	1.0	40,394
			9.0	\$486,284	9.0	\$464,117
08 Communication and Community Affairs						
01 Communication and Community Affairs Administration - 2110801						
0057	Director of Communications & Public Affairs	24	1.0	110,000	1.0	110,000
4424	Community Outreach Liaison	24			1.0	97,612

PERSONAL SERVICES - SUMMARY OF POSITIONS BY BUSINESS UNIT AND JOB CODE
 DEPARTMENT 211 - DEPARTMENT OF FISCAL ADMINISTRATION AND SUPPORT SERVICES

Job Code	Title	Grade	2010 Appropriation		Approved & Adopted	
			FTE Pos.	Salaries	FTE Pos.	Salaries
4709	Asst Dir of Communications	23			1.0	75,926
1054	Project Director IV	23	1.0	97,304	1.0	52,687
0416	Communications Manager	21	1.0	80,912	1.0	68,564
0051	Administrative Assistant V	20	2.0	133,808	2.0	134,080
0292	Administrative Analyst II	19	1.0	68,629	1.0	69,514
5327	Multi-Media Manager	18	1.0	59,386	1.0	59,791
0048	Administrative Assistant III	16	1.0	75,077		
4726	Executive Assistant I -Sheriff	16			1.0	45,737
			8.0	\$625,116	10.0	\$713,911
09 Personnel/Human Resources						
01 Human Resource Administration - 2110901						
0708	Personnel Director	24	1.0	114,998	1.0	114,998
4752	Deputy Director-Sheriff	22	3.0	211,417	2.0	139,415
0245	Payroll Division Supervisor IV	20	2.0	141,793	2.0	143,501
0641	Investigator IV	20			1.0	44,339
4742	FMLA Manager-Sheriff	20	1.0	66,605	1.0	66,905
4728	Executive Assistant III	19	1.0	55,382	1.0	55,915
0050	Administrative Assistant IV	18	2.0	115,847	2.0	116,636
0705	Personnel Analyst III	17	1.0	46,049	1.0	46,785
0048	Administrative Assistant III	16	3.0	155,346	3.0	158,182
4735	Benefits Coordinator-Sheriff	16	2.0	108,008	2.0	109,268
0047	Administrative Assistant II	14	7.0	290,813	7.0	300,214
3046	Administrative Assistant I	12	1.0	38,205	1.0	39,018
1333	Deputy Sheriff II	D2	1.0	63,697	1.0	63,698
4840	Clerk IV- County Clerk/Sheriff	12	1.0	33,997	1.0	34,107
4839	Clerk IV-CNTY CLK/ROD/SHERIFF	11	2.0	90,396		
			28.0	\$1,532,553	26.0	\$1,432,981
Total Salaries and Positions			214.0	\$13,784,375	210.5	\$13,205,709
Turnover Adjustment						(1,122,483)
Operating Funds Total			214.0	\$13,784,375	210.5	\$12,083,226

PERSONAL SERVICES - SUMMARY OF POSITIONS BY GRADE
DEPARTMENT 211 - DEPARTMENT OF FISCAL ADMINISTRATION AND SUPPORT SERVICES

Grade	2010 Appropriation		Approved & Adopted	
	FTE Pos.	Salaries	FTE Pos.	Salaries
P1	1.0	73,122	2.0	154,436
IS2	15.0	869,973	11.0	613,911
D3	1.0	76,398	1.0	76,399
D2B	5.0	313,571	5.0	313,574
D2	3.0	186,134	3.0	186,136
CO6	1.0	93,498		
CO3	1.0	48,645		1
CO2	2.0	143,667	2.0	146,632
CO1	19.0	1,124,438	17.5	1,022,742
24	13.0	1,405,574	12.0	1,296,703
23	10.0	940,835	13.0	1,157,284
22	18.0	1,432,934	17.0	1,373,500
21	1.0	375,030	8.0	526,009
20	22.0	1,450,769	23.0	1,440,436
19	11.0	710,894	10.0	642,906
18	16.0	905,739	16.0	918,217
17	1.0	46,049	1.0	46,785
16	22.0	1,169,671	21.0	1,108,812
15	8.0	468,515	9.0	465,146
14	22.0	994,586	20.0	886,449
13	12.0	542,722	11.0	506,852
12	6.0	241,169	6.0	242,361
11	4.0	170,442	2.0	80,418
Total Salaries and Positions	214.0	\$13,784,375	210.5	\$13,205,709
Turnover Adjustment				(1,122,483)
Operating Funds Total	214.0	\$13,784,375	210.5	\$12,083,226

DEPARTMENT OVERVIEW

212 SHERIFF'S DEPARTMENT FOR WOMEN'S JUSTICE SERVICES

Department Mission

We exist to provide gender and culturally responsive sanctions, programs, and services, while holding women offenders accountable. We do this by using core concepts of collaboration, evidenced based practices, and research to build an integrated model of services, which increases successful community re-entry and improves public safety.

To create programs that use trauma informed, integrated services to break the intergenerational cycle of trauma, addiction and crime for women and their children and to reduce recidivism.

Goals and Objectives

- Research more funding opportunities in order to increase the population of DWJS programs at no cost to the County.

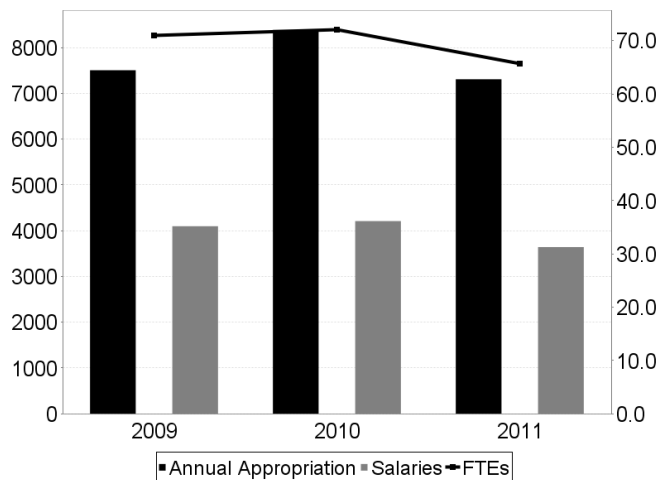
Summary of Operations

The Cook County Sheriff's Department of Women's Justice Services administers three programs: Women's Residential Program: an inpatient substance abuse/mental health treatment program, Sheriff's Female Furlough Program: an outpatient day-reporting program where women are required to report for daily case management and treatment services while returning home at night to care for their families and the MOM's program: an offsite community-based substance abuse/mental health treatment program for pregnant/parenting women that promotes the mother/child bond. All DWJS programs incorporate an integrated model that provides substance abuse and mental health treatment, physical health care and supportive services.

Major Accomplishments

- At the completion of FY10, a total of 258 babies have been born drug-free into the MOM's program saving the County countless dollars.
- Through several grants and innovative programs the DWJS has increased the services and counseling provided to participants at no cost to the County.

Appropriations (\$ thousands)			
Fund Category	2009 Adopted	2010 Adopted	2011 Approved and Adopted
General	7,506.7	8,388.0	7,309.6
Total	7,506.7	8,388.0	7,309.6
	Adopted	Adopted	Adopted
FTE Positions	70.9	72.0	65.6



DISTRIBUTION BY APPROPRIATION CLASSIFICATION
DEPARTMENT 212 - SHERIFF'S DEPARTMENT FOR WOMEN'S JUSTICE SERVICES

Account	2010 Expenditures	2010 Adjusted Appropriation	Approved & Adopted	Difference	
Personal Services					
110/501010	Salaries and Wages of Regular Employees	3,971,591.05	4,009,258	3,641,240	(368,018)
120/501210	Overtime Compensation	174,681.60	225,000	120,000	(105,000)
185/501810	Professional and Technical Membership Fees	180.00	1,150	1,390	240
189/501950	Allowances Per Collective Bargaining Agreement	35,750.00	39,650	39,650	
190/501970	Transportation and Other Travel Expenses for Employees		300		(300)
Personal Services Total		4,182,202.65	4,275,358	3,802,280	(473,078)
Contractual Services					
217/520100	Transportation for Specific Activities and Purposes	2,700.00	2,700	2,700	
223/520210	Food Services	247,425.00	306,150	156,150	(150,000)
225/520260	Postage	656.74	660	690	30
228/520280	Delivery Services	83.78	150	150	
240/520490	Printing and Publishing	651.30	1,500	1,500	
260/520830	Professional and Managerial Services		24,500		(24,500)
298/521310	Special or Cooperative Programs	3,244,236.00	3,244,236	3,043,836	(200,400)
Contractual Services Total		3,495,752.82	3,579,896	3,205,026	(374,870)
Supplies and Materials					
320/530100	Wearing Apparel	9,379.99	10,000	20,622	10,622
330/530160	Household, Laundry, Cleaning and Personal Care Supplies	3,581.35	4,000	5,228	1,228
333/530270	Institutional Supplies	3,455.55	3,500	3,500	
353/530640	Books, Periodicals, Publications, Archives and Data Services	1,091.01	1,800	500	(1,300)
355/530700	Photographic and Reproduction Supplies	496.02	500	600	100
360/530790	Medical, Dental, and Laboratory and Supplies	3,396.99	5,000	5,000	
Supplies and Materials Total		21,400.91	24,800	35,450	10,650
Operations and Maintenance					
449/540310	Op., Maint. and Repair of Institutional Equipment	326,583.90	326,584	256,584	(70,000)
Operations and Maintenance Total		326,583.90	326,584	256,584	(70,000)
Rental and Leasing					
630/550018	County Wide Canon Photocopier Lease			10,281	10,281
Rental and Leasing Total				10,281	10,281
Operating Funds Total		8,025,940.28	8,206,638	7,309,621	(897,017)
(717) New/Replacement Capital Equipment - 71700212					
521/560420	Institutional Equipment		5,000		(5,000)
			5,000		(5,000)
Total Capital Equipment Request Total			5,000		(5,000)

PERSONAL SERVICES - SUMMARY OF POSITIONS BY BUSINESS UNIT AND JOB CODE
DEPARTMENT 212 - SHERIFF'S DEPARTMENT FOR WOMEN'S JUSTICE SERVICES

Job Code	Title	Grade	2010 Appropriation		Approved & Adopted	
			FTE Pos.	Salaries	FTE Pos.	Salaries
01 Administration						
01 Supervisory and Clerical - 2120601						
1038	EX Dir Women's Justive Serv	24	1.0	115,066	1.0	115,066
4741	Deputy Director DWJS-Sheriff	23	1.0	97,304	1.0	97,590
4745	Program Coordinator II	20	1.0	78,522	0.2	19,631
0671	Investigator II (Intensive Supervision)	CS2	1.0	65,334	1.0	67,036
5314	Case Manager	20	1.0	60,582	1.0	61,042
0640	Investigator III	18	1.0	63,048	1.0	64,306
0048	Administrative Assistant III	16	2.0	111,895	1.0	57,638
4726	Executive Assistant I -Sheriff	16	1.0	42,943	1.0	43,800
0047	Administrative Assistant II	14	1.0	37,159	1.0	37,901
3046	Administrative Assistant I	12	2.0	74,990	1.0	40,169
4864	Data Entry Operator III	12			1.0	36,433
			12.0	\$746,843	10.2	\$640,612
02 Program Services						
02 Sheriff's Female Furlough - 2120603						
0593	Superintendent	23	1.0	78,915	1.0	79,087
0758	Director of Security And Development	22	1.0	93,966	1.0	95,839
1355	Correctional Lieutenant	CO3	1.0	75,705	1.0	80,482
1361	Correctional Sergeant	CO2	2.0	139,817	2.0	147,648
1360	Correctional Officer	CO1	28.0	1,599,827	25.0	1,438,447
			33.0	\$1,988,230	30.0	\$1,841,503
03 Female Drug Treatment Beds - 2120604						
1352	Chief Correctional Officer	CO5	1.0	53,481		
1355	Correctional Lieutenant	CO3	1.0	73,679	1.0	77,805
1361	Correctional Sergeant	CO2	2.0	137,843	2.0	145,564
1360	Correctional Officer	CO1	23.0	1,317,946	22.4	1,274,014
			27.0	\$1,582,949	25.4	\$1,497,383
Total Salaries and Positions			72.0	\$4,318,022	65.6	\$3,979,498
Turnover Adjustment						(338,258)
Operating Funds Total			72.0	\$4,318,022	65.6	\$3,641,240

PERSONAL SERVICES - SUMMARY OF POSITIONS BY GRADE
DEPARTMENT 212 - SHERIFF'S DEPARTMENT FOR WOMEN'S JUSTICE SERVICES

Grade	2010 Appropriation		Approved & Adopted	
	FTE Pos.	Salaries	FTE Pos.	Salaries
CS2	1.0	65,334	1.0	67,036
CO5	1.0	53,481		
CO3	2.0	149,384	2.0	158,287
CO2	4.0	277,660	4.0	293,212
CO1	51.0	2,917,773	47.4	2,712,461
24	1.0	115,066	1.0	115,066
23	2.0	176,219	2.0	176,677
22	1.0	93,966	1.0	95,839
20	2.0	139,104	1.2	80,673
18	1.0	63,048	1.0	64,306
16	3.0	154,838	2.0	101,438
14	1.0	37,159	1.0	37,901
12	2.0	74,990	2.0	76,602
Total Salaries and Positions	72.0	\$4,318,022	65.6	\$3,979,498
Turnover Adjustment				(338,258)
Operating Funds Total	72.0	\$4,318,022	65.6	\$3,641,240

DEPARTMENT OVERVIEW

215 CUSTODIAN

Department Mission

The Sheriff's Custodial Department exists to provide a sanitary environment for employees and the public by providing custodial services within Cook County facilities, including office areas, public walkways, and courthouses.

The Sheriff's Custodial Department will maintain its focus on providing relevant training to all personnel, completing specialized tasks, and integrating technology and communication systems which will enable our staff to provide exemplary service. By committing to these core values, the Sheriff's Custodial Department will respond to all calls for service, routine or otherwise, in an effective and consistent manner.

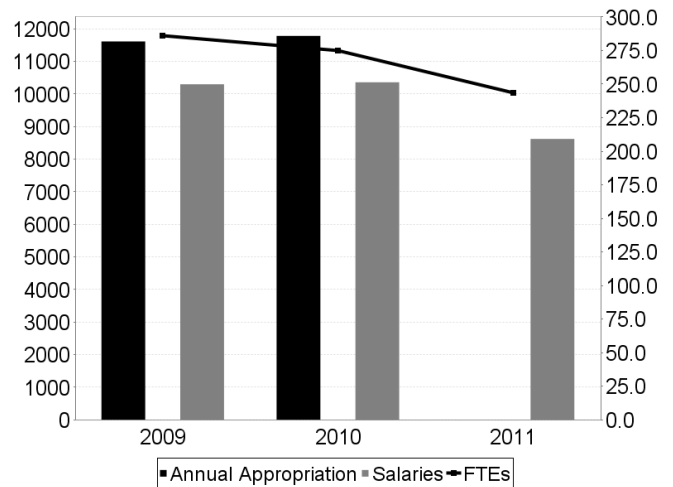
Goals and Objectives

- Perform a complete review and revision of Custodial General Orders.

Summary of Operations

The Custodial Department is responsible for providing a safe and sanitary work environment by performing the day to day cleaning and maintenance at the following locations: County Building, Administration Building, Criminal Courts Building, Domestic Violence Courthouse, Juvenile Courthouse, Bridgeview Courthouse, Markham Courthouse, Maywood Courthouse, Rolling Meadows Courthouse, Skokie Courthouse, Sheriff's Police Headquarters, Whitcomb Building, and the Sheriff's South Campus Offices. The primary responsibility begins in the offices, courtrooms and chambers of sitting judges and extends throughout and outside of the entire buildings. In addition to daily maintenance, custodial employees also strip and wax floors in all county hallways and lobbies, wash and sanitize stairwells, restrooms, holding cells and lockups. Custodial staff also move office furniture, remove snow, perform grounds-keeping duties, dispose of trash and recyclables, pest control, snow removal, and custodial supply delivery.

Appropriations (\$ thousands)			
Fund Category	2009 Adopted	2010 Adopted	2011 Approved and Adopted
General	11,609.0	11,779.2	0
Total	11,609.0	11,779.2	0
	Adopted	Adopted	Adopted
FTE Positions	285.9	275.0	243.5



Major Accomplishments

- Reduced overtime expenditure by 25% by rebidding open shifts and changes in processes.
- Began to use SWAP as part of landscaping services, reducing contract cost by 34%

DISTRIBUTION BY APPROPRIATION CLASSIFICATION
DEPARTMENT 215 - CUSTODIAN

Account	2010 Expenditures	2010 Adjusted Appropriation	Approved & Adopted	Difference
Personal Services				
110/501010 Salaries and Wages of Regular Employees	9,245,897.92	9,840,933	8,617,589	(1,223,344)
120/501210 Overtime Compensation	117,597.99	200,000	122,625	(77,375)
185/501810 Professional and Technical Membership Fees		295		(295)
190/501970 Transportation and Other Travel Expenses for Employees		300		(300)
Personal Services Total	9,363,495.91	10,041,528	8,740,214	(1,301,314)
Contractual Services				
215/520050 Scavenger Services	152,919.80	152,920	100,000	(52,920)
235/520390 Contractual Maintenance Services	261,262.00	266,217	141,000	(125,217)
Contractual Services Total	414,181.80	419,137	241,000	(178,137)
Supplies and Materials				
320/530100 Wearing Apparel	5,461.40	8,000	11,360	3,360
330/530160 Household, Laundry, Cleaning and Personal Care Supplies	501,730.02	605,000	537,889	(67,111)
333/530270 Institutional Supplies	7,720.65	7,750	7,750	
Supplies and Materials Total	514,912.07	620,750	556,999	(63,751)
Operations and Maintenance				
449/540310 Op., Maint. and Repair of Institutional Equipment	19,228.71	35,750	30,000	(5,750)
Operations and Maintenance Total	19,228.71	35,750	30,000	(5,750)
Rental and Leasing				
630/550018 County Wide Canon Photocopier Lease			4,439	4,439
Rental and Leasing Total			4,439	4,439
Contingency and Special Purposes				
814/580380 Appropriation Adjustments			(9,572,652)	(9,572,652)
Contingency and Special Purposes Total			(9,572,652)	(9,572,652)
Operating Funds Total	10,311,818.49	11,117,165		(11,117,165)
(717) New/Replacement Capital Equipment - 71700215				
521/560420 Institutional Equipment	9,107.00	16,790		(16,790)
	9,107.00	16,790		(16,790)
Total Capital Equipment Request Total	9,107.00	16,790		(16,790)

PERSONAL SERVICES - SUMMARY OF POSITIONS BY BUSINESS UNIT AND JOB CODE

DEPARTMENT 215 - CUSTODIAN

Job Code	Title	Grade	2010 Appropriation		Approved & Adopted	
			FTE Pos.	Salaries	FTE Pos.	Salaries
01 Sheriff - Custodian						
01 Administration - 2151058						
2410	Chief Custodian	24	1.0	96,627	1.0	96,627
5316	Deputy Director of Custodial Services	23	1.0	96,337	1.0	97,749
0047	Administrative Assistant II	14	1.0	42,030	1.0	43,048
2412	Janitor II	X09	3.0	103,534	3.0	104,041
			6.0	\$338,528	6.0	\$341,465
02 Custodian - County Building						
01 Supervisory and Clerical - 2151059						
2405	Building Custodian II	18	1.0	70,012	1.0	70,856
			1.0	\$70,012	1.0	\$70,856
03 Janitorial Services - 2151061						
2413	Janitor III	X10	2.0	81,552	1.5	61,166
2412	Janitor II	X09	20.0	698,890	19.5	682,555
2431	Marble Polisher	X	2.0	119,184	1.5	89,388
			24.0	\$899,626	22.5	\$833,109
05 Window Washers - 2151062						
2433	Window Washer I	X17	1.0	44,944	1.0	44,945
			1.0	\$44,944	1.0	\$44,945
03 Custodian - Criminal Courts Building						
01 Supervisory and Clerical - 2151063						
2405	Building Custodian II	18	1.0	71,780	1.0	72,645
4839	Clerk IV-CNTY CLK/ROD/SHERIFF	11	1.0	41,633	0.5	20,817
			2.0	\$113,413	1.5	\$93,462
02 Elevator Operations - 2151064						
4732	Information Elevator Operator	X15	1.0	37,481	0.5	18,741
4731	Information Elevator Starter	X14	1.0	34,494	1.0	34,495
			2.0	\$71,975	1.5	\$53,236
03 Janitorial Services - 2151065						
2413	Janitor III	X10	3.0	126,441	3.0	126,443
2412	Janitor II	X09	27.0	981,125	24.0	873,379
			30.0	\$1,107,566	27.0	\$999,822
04 Window Washers - 2151066						
2433	Window Washer I	X17	2.0	87,857	2.0	89,145
			2.0	\$87,857	2.0	\$89,145
04 Custodian - Maywood Courthouse District 4						
01 Supervisory - 2151067						
2405	Building Custodian II	18	1.0	70,012	1.0	70,856
4731	Information Elevator Starter	X14	1.0	33,658	1.0	33,659
			2.0	\$103,670	2.0	\$104,515
02 Janitorial Services - 2151068						
2413	Janitor III	X10	2.0	85,664	2.0	85,666
2412	Janitor II	X09	19.0	690,863	17.5	635,325
			21.0	\$776,527	19.5	\$720,991
04 Window Washers - 2151069						
2433	Window Washer I	X17	2.0	87,857	1.5	66,402
			2.0	\$87,857	1.5	\$66,402
05 Custodian - Domestic Violence Courthouse						
01 Janitorial Services - 2151070						
2405	Building Custodian II	18	1.0	59,386	1.0	60,148

PERSONAL SERVICES - SUMMARY OF POSITIONS BY BUSINESS UNIT AND JOB CODE

DEPARTMENT 215 - CUSTODIAN

Job Code	Title	Grade	2010 Appropriation		Approved & Adopted	
			FTE Pos.	Salaries	FTE Pos.	Salaries
2433	Window Washer I	X17	2.0	89,889	2.0	89,890
2413	Janitor III	X10	2.0	87,755	2.0	87,756
2412	Janitor II	X09	16.0	572,869	15.0	539,430
			21.0	\$809,899	20.0	\$777,224
02 Elevator Operations - 2151071						
0046	Administrative Assistant I	12	1.0	40,168	1.0	41,424
4731	Information Elevator Starter	X14	2.0	74,226	1.0	37,114
			3.0	\$114,394	2.0	\$78,538
06 Custodian - Criminal Court Admin. Building						
02 Elevator Operations - 2151073						
4732	Information Elevator Operator	X15	1.0	39,355	1.0	39,356
4731	Information Elevator Starter	X14	1.0	35,345	1.0	35,346
			2.0	\$74,700	2.0	\$74,702
03 Janitorial Services - 2151074						
2413	Janitor III	X10	2.0	85,664	1.0	43,878
2412	Janitor II	X09	25.0	898,759	20.0	725,571
			27.0	\$984,423	21.0	\$769,449
05 Window Washers - 2151075						
2433	Window Washer I	X17	2.0	87,857	2.0	89,145
			2.0	\$87,857	2.0	\$89,145
07 Markham Courthouse District 6						
01 Supervisory & Clerical - 2151076						
2405	Building Custodian II	18	1.0	59,386	1.0	60,194
4731	Information Elevator Starter	X14	1.0	33,658	1.0	33,659
			2.0	\$93,044	2.0	\$93,853
02 Janitorial Services - 2151077						
2413	Janitor III	X10	3.0	123,339	1.5	61,166
2412	Janitor II	X09	18.0	651,410	16.5	596,818
			21.0	\$774,749	18.0	\$657,984
04 Window Washers - 2151078						
2433	Window Washer I	X17	2.0	87,857	2.0	89,145
			2.0	\$87,857	2.0	\$89,145
08 Skokie Courthouse District 2						
01 Supervisory and Clerical - 2151079						
2405	Building Custodian II	18	1.0	60,582	1.0	61,313
2435	Elevator Operator	X14	1.0	37,113	1.0	37,114
4731	Information Elevator Starter	X14	1.0	34,494	1.0	34,495
			3.0	\$132,189	3.0	\$132,922
02 Janitorial Services - 2151080						
2413	Janitor III	X10	2.0	87,755	2.0	87,756
2412	Janitor II	X09	15.0	538,193	12.5	448,327
			17.0	\$625,948	14.5	\$536,083
04 Window Washers - 2151081						
2433	Window Washer I	X17	2.0	89,889	1.5	67,418
			2.0	\$89,889	1.5	\$67,418
09 Bridgeview Courthouse District 5						
01 Supervisory and Clerical - 2151082						
4731	Information Elevator Starter	X14	3.0	105,266	2.0	70,773
			3.0	\$105,266	2.0	\$70,773
02 Janitorial Services - 2151083						

PERSONAL SERVICES - SUMMARY OF POSITIONS BY BUSINESS UNIT AND JOB CODE

DEPARTMENT 215 - CUSTODIAN

Job Code	Title	Grade	2010 Appropriation		Approved & Adopted	
			FTE Pos.	Salaries	FTE Pos.	Salaries
2413	Janitor III	X10	2.0	85,664	2.0	85,666
2412	Janitor II	X09	19.0	683,238	16.5	598,099
			21.0	\$768,902	18.5	\$683,765
04 Window Washers - 2151084						
2433	Window Washer I	X17	2.0	89,889	2.0	89,890
			2.0	\$89,889	2.0	\$89,890
10 Rolling Meadows Courthouse District 3						
01 Supervisory and Clerical - 2151085						
2405	Building Custodian II	18	1.0	71,780	1.0	72,645
4731	Information Elevator Starter	X14	2.0	68,508	2.0	68,510
			3.0	\$140,288	3.0	\$141,155
02 Janitorial Services - 2151086						
2413	Janitor III	X10	2.0	85,664	1.0	43,878
2412	Janitor II	X09	14.0	500,990	12.5	448,215
			16.0	\$586,654	13.5	\$492,093
04 Window Washers - 2151087						
2433	Window Washer I	X17	1.0	44,944	1.0	44,945
2434	Window Washer II	X18	1.0	49,025	1.0	49,026
			2.0	\$93,969	2.0	\$93,971
11 Juvenile Court Building						
02 Janitorial Services - 2151102						
2405	Building Custodian II	18	1.0	60,582	1.0	61,042
2413	Janitor III	X10	2.0	81,552	2.0	81,554
2412	Janitor II	X09	29.0	1,008,356	25.0	874,177
			32.0	\$1,150,490	28.0	\$1,016,773
03 Window Washers - 2151103						
2434	Window Washer II	X18	1.0	46,691	1.0	45,301
			1.0	\$46,691	1.0	\$45,301
Total Salaries and Positions			275.0	\$10,559,073	243.5	\$9,418,132
Turnover Adjustment						(800,543)
Operating Funds Total			275.0	\$10,559,073	243.5	\$8,617,589

PERSONAL SERVICES - SUMMARY OF POSITIONS BY GRADE
DEPARTMENT 215 - CUSTODIAN

Grade	2010 Appropriation		Approved & Adopted	
	FTE Pos.	Salaries	FTE Pos.	Salaries
X18	2.0	95,716	2.0	94,327
X17	16.0	710,983	15.0	670,925
X15	2.0	76,836	1.5	58,097
X14	13.0	456,762	11.0	385,165
X10	22.0	931,050	18.0	764,929
X09	205.0	7,328,227	182.0	6,525,937
X	2.0	119,184	1.5	89,388
24	1.0	96,627	1.0	96,627
23	1.0	96,337	1.0	97,749
18	8.0	523,520	8.0	529,699
14	1.0	42,030	1.0	43,048
12	1.0	40,168	1.0	41,424
11	1.0	41,633	0.5	20,817
Total Salaries and Positions	275.0	\$10,559,073	243.5	\$9,418,132
Turnover Adjustment				(800,543)
Operating Funds Total	275.0	\$10,559,073	243.5	\$8,617,589

DEPARTMENT OVERVIEW
230 COURT SERVICES DIVISION

Department Mission

The mission of Court Services Division of the Cook County Sheriff's Office is to provide the highest quality of public safety and law enforcement services to the people who live, work, and visit Cook County. The Court Services Department consists of Deputy Sheriffs whose responsibilities include providing a safe and protected environment for Cook County employees and visitors of Cook County Court Houses, as well as the timely and effective service of process and the execution of Court orders issued by the Circuit Court of Cook County. The Cook County Sheriff's Court Services Department is committed to working with the community to identify and resolve issues of public safety.

The Cook County Sheriff's Office Court Services Department is proactive in meeting the ever changing needs of the citizens of Cook County and is a leader in providing innovative, effective public safety and security.

The Court Services Department continues to strive for excellence through the use of technology, the deployment of well trained Deputy Sheriffs, and by encouraging citizens who use Cook County Courthouses to move to a higher level of awareness and vigilance.

The Civil Division of the Court Services Department continues to facilitate the timely, effective service of process by utilizing new technology. Real time service information will be provided to the Circuit Court and all involved parties to meet the demands of its employees and citizens of Cook County.

Deputy Sheriffs and civilian personnel of the Court Services Department of the Sheriff's Office are aware that they represent the Sheriff while working for the people of Cook County. While performing their duties, they shall be ever mindful of new innovation that will continue to streamline the department in the most efficient and fiscally responsible manner.

The Court Services Department will constantly evaluate and improve our efforts to enhance public safety and provide excellent services that will make Cook County a safe place to work, live and visit.

Goals and Objectives

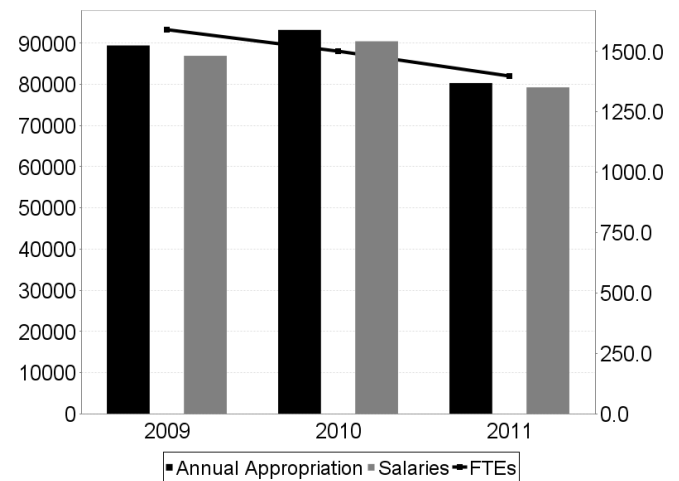
- Complete automation of the Civil Division .
- To further explore the opportunity to bring more Judicial Sales to the County and thus dramatically increasing revenues.
- Conduct an operational overview and re-staff court facilities as needed.

Summary of Operations

The Court Service Department carries out the responsibilities of three major divisions: Courts, Civil and Child Support Enforcement. The Chief of Courts Office oversees the daily security activities at all the Cook County court facilities, including but not limited to: courthouse security, jury and judicial protection, implementation of policies for high-risk court cases and enforcement of lawful court orders. The Chief of Courts is responsible for interacting with other criminal justice agencies, networking with presiding judges on coordinating security measures, planning and deploying manpower for mass arrests. The Civil Division of the Court Services Department is the chief enforcement arm for the Circuit Court of Cook County and is responsible for the processing, service and enforcement of court orders, both foreign and domestic. The Division is comprised of the Clerical Unit, Civil Process Unit and Eviction, Levy, and Warrant Unit are supervised by one Division Chief. The Illinois Code of Civil Procedure requires the Sheriff dedicates sworn personnel to the service of process. The Unit services all areas of Cook County, without exception, and is responsible for the hundreds of thousands of legal documents

filed annually with the Sheriff's Department. The Eviction, Levy and Warrant Unit is separated into four sections which are responsible for the enforcement of orders received from the Circuit Court. The Eviction Section is also responsible for the ejection of persons in unlawful possession of real property, pursuant to court order. The Warrant Section is responsible for the location and apprehension of subjects, pursuant to civil warrants and body attachments. The Eviction, Levy and Warrant Unit is responsible for the disposition of over 20,000 court orders per year. The Child Support Enforcement Division, under contract to the State of Illinois and funded by the State serves, executes, and returns all summonses, subpoenas, writs, orders of the court, notices to withhold income for child support, notices of support obligation and decrees of all kinds associated with the Title IV-D Child Support Enforcement Program.

Appropriations (\$ thousands)			
Fund Category	2009 Adopted	2010 Adopted	2011 Approved and Adopted
General	89,462.9	93,239.5	80,330.5
Total	89,462.9	93,239.5	80,330.5
	Adopted	Adopted	Adopted
FTE Positions	1,589.0	1,502.0	1,396.4



Major Accomplishments

- Hours at all court facilities have been changed so personnel can be used most effectively. No longer is staff being used in the suburban courthouses after hours to screen people going to meetings or classes.
- New camera systems have been installed in all the suburban court facilities. The command staff in each facility will be able to monitor all lock-up activity and main points of concern throughout the building and property.
- Completed Phase One of the automated Cashiering System which allows for increased productivity.

DISTRIBUTION BY APPROPRIATION CLASSIFICATION
DEPARTMENT 230 - COURT SERVICES DIVISION

Account		2010 Expenditures	2010 Adjusted Appropriation	Approved & Adopted	Difference
Personal Services					
110/501010	Salaries and Wages of Regular Employees	85,314,088.46	87,729,433	79,286,788	(8,442,645)
120/501210	Overtime Compensation	827,926.67	900,490	700,000	(200,490)
185/501810	Professional and Technical Membership Fees		300		(300)
189/501950	Allowances Per Collective Bargaining Agreement	810,712.50	948,950	801,500	(147,450)
190/501970	Transportation and Other Travel Expenses for Employees	398.68	500		(500)
Personal Services Total		86,953,126.31	89,579,673	80,788,288	(8,791,385)
Contractual Services					
225/520260	Postage	207,171.70	212,103	212,103	
231/520330	Boarding and Lodging of Prisoners	126,530.00	134,066	128,464	(5,602)
240/520490	Printing and Publishing	13,305.78	13,639	12,623	(1,016)
250/520730	Premiums on Fidelity, Surety Bonds and Public Liability	1,915.00	3,500		(3,500)
Contractual Services Total		348,922.48	363,308	353,190	(10,118)
Supplies and Materials					
320/530100	Wearing Apparel	99,333.78	154,280	60,245	(94,035)
330/530160	Household, Laundry, Cleaning and Personal Care Supplies		2,500		(2,500)
333/530270	Institutional Supplies	33,776.91	45,225	52,500	7,275
353/530640	Books, Periodicals, Publications, Archives and Data Services	2,596.73	3,000	2,697	(303)
355/530700	Photographic and Reproduction Supplies	919.92	5,000	8,310	3,310
360/530790	Medical, Dental, and Laboratory and Supplies			4,500	4,500
Supplies and Materials Total		136,627.34	210,005	128,252	(81,753)
Operations and Maintenance					
440/540130	Maintenance and Repair of Office Equipment	919.32	6,750	4,500	(2,250)
441/540170	Maintenance and Repair of Data Processing Equipment and Software	6,095.26	11,440	37,264	25,824
449/540310	Op., Maint. and Repair of Institutional Equipment	233,380.33	293,000	174,490	(118,510)
Operations and Maintenance Total		240,394.91	311,190	216,254	(94,936)
Rental and Leasing					
630/550010	Rental of Office Equipment	16,210.80	29,000	14,861	(14,139)
630/550018	County Wide Canon Photocopier Lease			92,358	92,358
Rental and Leasing Total		16,210.80	29,000	107,219	78,219
Contingency and Special Purposes					
818/580033	Reimbursement to Designated Fund			(1,262,674)	(1,262,674)
Contingency and Special Purposes Total				(1,262,674)	(1,262,674)
Operating Funds Total		87,695,281.84	90,493,176	80,330,529	(10,162,647)
(717) New/Replacement Capital Equipment - 71700230					
521/560420	Institutional Equipment	45,150.00	329,000		(329,000)
		45,150.00	329,000		(329,000)
Total Capital Equipment Request Total		45,150.00	329,000		(329,000)

PERSONAL SERVICES - SUMMARY OF POSITIONS BY BUSINESS UNIT AND JOB CODE

DEPARTMENT 230 - COURT SERVICES DIVISION

Job Code	Title	Grade	2010 Appropriation		Approved & Adopted	
			FTE Pos.	Salaries	FTE Pos.	Salaries
01 Administration						
01 Office of the Chief Deputy Sheriff - 2301028						
1322	Chief Deputy Sheriff	24	1.0	124,429	1.0	124,429
4747	First Chief Deputy Sheriff	24	1.0	114,230	1.0	114,230
5263	General Counsel-Sheriff	24	1.0	103,627	1.0	103,627
0051	Administrative Assistant V	20	1.0	76,207	1.0	77,525
0048	Administrative Assistant III	16	1.0	45,820	1.0	46,062
4726	Executive Assistant I -Sheriff	16	1.0	48,162	1.0	48,698
1341	Deputy Sheriff Sergeant	D3	2.0	135,717	2.0	119,508
4839	Clerk IV-CNTY CLK/ROD/SHERIFF	11	1.0	33,997	1.0	32,440
			9.0	\$682,189	9.0	\$666,519
03 Support Services - 2301030						
1333	Deputy Sheriff II	D2	8.0	489,690	7.5	464,237
			8.0	\$489,690	7.5	\$464,237
05 Budget Preparation and Financial Control - 2301058						
0110	Director of Financial Control I	20	1.0	76,970	1.0	78,068
0251	Business Manager I	18			1.0	50,942
1130	Computer Librarian	10	1.0	50,373		
0047	Administrative Assistant II	14	1.0	49,626	1.0	49,734
0228	Cashier III	12	2.0	89,194	2.0	89,196
3046	Administrative Assistant I	12	1.0	42,852	1.0	42,853
4862	Cashier II (Recorder)	12	3.0	126,301	3.0	126,303
4864	Data Entry Operator III	12	3.0	126,156	3.0	126,602
			12.0	\$561,472	12.0	\$563,698
02 Civil Process Division						
01 Civil Division - Supervisory - 2301035						
4749	Chief Civil Division-Sheriff	23	1.0	84,200	1.0	84,382
1515	Caseworker V	18	1.0	50,373	1.0	50,483
0048	Administrative Assistant III	16	1.0	57,634	1.0	58,741
4841	Clerk V-CNTY CLK/ROD/SHERIFF	12	1.0	42,030	1.0	42,031
			4.0	\$234,237	4.0	\$235,637
02 Processing Court Orders - 2301036						
0048	Administrative Assistant III	16	1.0	55,937	1.0	56,885
0047	Administrative Assistant II	14	1.0	43,808	1.0	43,938
0623	Assistant Real Estate Supervisor	14	1.0	48,162	1.0	48,879
1323	Civil Writ Supervisor	14	4.0	198,026	4.0	201,462
0046	Administrative Assistant I	12	20.0	832,357	9.0	357,075
3046	Administrative Assistant I	12	1.0	40,168		
4841	Clerk V-CNTY CLK/ROD/SHERIFF	12	9.0	372,987	9.0	371,917
4864	Data Entry Operator III	12	14.0	605,069	14.0	598,985
4839	Clerk IV-CNTY CLK/ROD/SHERIFF	11	18.0	673,187	15.0	560,852
4863	Data Entry Operator II-Sheriff	11	5.0	197,439	5.0	197,443
			74.0	\$3,067,140	59.0	\$2,437,436
03 Providing Process Services - 2301037						
1321	Asst Chief Deputy Sheriff	D5	1.0	88,949	1.0	90,021
1339	Deputy Sheriff D2B	D2B	91.0	5,889,578	11.0	684,459
1333	Deputy Sheriff II	D2	7.0	444,396	6.0	380,866
1331	Deputy Lieutenant	D4	3.0	246,812	1.0	81,466
1341	Deputy Sheriff Sergeant	D3	16.0	1,114,780	7.0	484,922
4839	Clerk IV-CNTY CLK/ROD/SHERIFF	11	1.0	40,023	1.0	40,024
			119.0	\$7,824,538	27.0	\$1,761,758

PERSONAL SERVICES - SUMMARY OF POSITIONS BY BUSINESS UNIT AND JOB CODE
DEPARTMENT 230 - COURT SERVICES DIVISION

Job Code	Title	Grade	2010 Appropriation		Approved & Adopted	
			FTE Pos.	Salaries	FTE Pos.	Salaries
04 Real Estate Foreclosures - 2301038						
1341	Deputy Sheriff Sergeant	D3	1.0	76,398	0.5	25,756
4864	Data Entry Operator III	12	1.0	44,597	1.0	44,598
			2.0	\$120,995	1.5	\$70,354
05 Warrants, Levies and Evictions - 2301039						
1321	Asst Chief Deputy Sheriff	D5	1.0	82,952	0.7	62,215
4752	Deputy Director-Sheriff	22	1.0	76,587	1.0	77,438
1339	Deputy Sheriff D2B	D2B	60.0	3,928,194	53.0	3,482,060
1331	Deputy Lieutenant	D4	1.0	79,874		
1341	Deputy Sheriff Sergeant	D3	2.0	135,717	2.0	135,718
			65.0	\$4,303,324	56.7	\$3,757,431
06 Foreign Writ Division - 2301040						
4864	Data Entry Operator III	12	3.0	132,475	3.0	132,477
4839	Clerk IV-CNTY CLK/ROD/SHERIFF	11	1.0	32,454	1.0	32,857
4863	Data Entry Operator II-Sheriff	11	1.0	39,239	1.0	39,240
			5.0	\$204,168	5.0	\$204,574
03 Courtroom Attendance Service						
01 Courtroom Services - Supervisory - 2301041						
4751	Chief of Courts-Sheriff	23	1.0	92,568	1.0	93,890
0048	Administrative Assistant III	16	1.0	51,646	1.0	52,174
1339	Deputy Sheriff D2B	D2B	16.0	1,033,108	13.0	840,013
1333	Deputy Sheriff II	D2	3.0	183,788	2.5	154,354
1341	Deputy Sheriff Sergeant	D3	2.0	141,365	2.0	142,537
			23.0	\$1,502,475	19.5	\$1,282,968
03 Criminal Courts Building - 2301043						
1321	Asst Chief Deputy Sheriff	D5	1.0	87,189		
1339	Deputy Sheriff D2B	D2B	1.0	52,923		1
1333	Deputy Sheriff II	D2	203.0	12,547,737	176.0	10,912,019
1331	Deputy Lieutenant	D4	3.0	246,812	2.5	204,459
1341	Deputy Sheriff Sergeant	D3	15.0	1,038,975	14.0	970,522
4864	Data Entry Operator III	12	1.0	44,597	1.0	44,598
			224.0	\$14,018,233	193.5	\$12,131,599
04 Traffic Courts - 2301044						
1333	Deputy Sheriff II	D2	30.0	1,796,949	26.0	1,564,645
1331	Deputy Lieutenant	D4	1.0	80,635	1.0	80,636
1341	Deputy Sheriff Sergeant	D3	3.0	215,049	3.0	212,126
4839	Clerk IV-CNTY CLK/ROD/SHERIFF	11	1.0	39,239	1.0	39,240
			35.0	\$2,131,872	31.0	\$1,896,647
05 Richard J. Daley Center - 2301045						
1321	Asst Chief Deputy Sheriff	D5	1.0	82,952	1.0	83,950
0046	Administrative Assistant I	12	1.0	40,168	1.0	40,975
1333	Deputy Sheriff II	D2	178.0	10,968,309	154.5	9,549,793
1331	Deputy Lieutenant	D4	1.0	81,465	1.0	81,466
1341	Deputy Sheriff Sergeant	D3	8.0	568,328	6.0	428,520
			189.0	\$11,741,222	163.5	\$10,184,704
06 Domestic Violence Court - 2301046						
1321	Asst Chief Deputy Sheriff	D5	1.0	88,949	1.0	67,291
1339	Deputy Sheriff D2B	D2B	3.0	189,833		
1333	Deputy Sheriff II	D2	50.0	3,029,354	48.0	2,912,855
1331	Deputy Lieutenant	D4	1.0	81,465	1.0	83,583
1341	Deputy Sheriff Sergeant	D3	4.0	272,093	2.5	174,048

PERSONAL SERVICES - SUMMARY OF POSITIONS BY BUSINESS UNIT AND JOB CODE
DEPARTMENT 230 - COURT SERVICES DIVISION

Job Code	Title	Grade	2010 Appropriation		Approved & Adopted	
			FTE Pos.	Salaries	FTE Pos.	Salaries
4841	Clerk V-CNTY CLK/ROD/SHERIFF	12	1.0	44,597	1.0	44,598
			60.0	\$3,706,291	53.5	\$3,282,375
07 Police Courts North - 2301047						
1321	Asst Chief Deputy Sheriff	D5	1.0	88,949		
1333	Deputy Sheriff II	D2	45.0	2,852,674	38.0	2,360,003
1331	Deputy Lieutenant	D4	1.0	81,465		
1341	Deputy Sheriff Sergeant	D3	2.0	138,650	2.0	138,652
4841	Clerk V-CNTY CLK/ROD/SHERIFF	12	1.0	44,597	1.0	44,598
			50.0	\$3,206,335	41.0	\$2,543,253
08 Juvenile Courts - 2301048						
1321	Asst Chief Deputy Sheriff	D5	1.0	87,189	1.0	83,950
1333	Deputy Sheriff II	D2	79.0	4,828,424	74.0	4,548,505
1331	Deputy Lieutenant	D4	3.0	241,974	3.0	241,977
1341	Deputy Sheriff Sergeant	D3	7.0	506,286	5.5	398,870
			90.0	\$5,663,873	83.5	\$5,273,302
09 District # 2 - Skokie - 2301049						
1321	Asst Chief Deputy Sheriff	D5	1.0	87,189	1.0	90,021
1339	Deputy Sheriff D2B	D2B			18.5	1,170,261
1333	Deputy Sheriff II	D2	64.0	3,980,323	63.5	3,964,518
1331	Deputy Lieutenant	D4	2.0	158,206	4.0	321,552
1341	Deputy Sheriff Sergeant	D3	4.0	285,598	5.5	379,076
4839	Clerk IV-CNTY CLK/ROD/SHERIFF	11	1.0	40,393	1.0	40,394
			72.0	\$4,551,709	93.5	\$5,965,822
10 District # 3 - Rolling Meadows - 2301050						
1321	Asst Chief Deputy Sheriff	D5	1.0	82,952	1.0	88,241
4752	Deputy Director-Sheriff	22	1.0	86,322	1.0	87,364
0046	Administrative Assistant I	12			3.0	128,593
1339	Deputy Sheriff D2B	D2B			2.0	135,063
1333	Deputy Sheriff II	D2	72.0	4,550,172	71.0	4,512,482
1331	Deputy Lieutenant	D4	1.0	81,465		1
1341	Deputy Sheriff Sergeant	D3	5.0	356,491	6.0	429,736
4839	Clerk IV-CNTY CLK/ROD/SHERIFF	11			1.0	40,299
4863	Data Entry Operator II-Sheriff	11	1.0	40,393	1.0	40,394
			81.0	\$5,197,795	86.0	\$5,462,173
11 District # 4 - Maywood - 2301051						
1321	Asst Chief Deputy Sheriff	D5	1.0	87,189	2.0	176,481
0046	Administrative Assistant I	12	2.0	80,337	4.0	169,049
3046	Administrative Assistant I	12			1.0	40,899
1339	Deputy Sheriff D2B	D2B			24.0	1,587,804
1333	Deputy Sheriff II	D2	82.0	5,084,842	86.0	5,283,782
1331	Deputy Lieutenant	D4	3.0	246,812	3.0	242,739
1341	Deputy Sheriff Sergeant	D3	12.0	843,404	17.0	1,190,898
4839	Clerk IV-CNTY CLK/ROD/SHERIFF	11	1.0	41,633	2.0	81,658
			101.0	\$6,384,217	139.0	\$8,773,310
12 District # 5 - Bridgeview - 2301052						
1321	Asst Chief Deputy Sheriff	D5	1.0	68,629	2.0	157,697
0046	Administrative Assistant I	12			3.0	132,049
1339	Deputy Sheriff D2B	D2B			29.0	1,898,773
1333	Deputy Sheriff II	D2	85.0	5,307,623	90.5	5,703,593
1331	Deputy Lieutenant	D4	1.0	84,712	1.0	84,714
1341	Deputy Sheriff Sergeant	D3	6.0	432,469	9.5	681,134

PERSONAL SERVICES - SUMMARY OF POSITIONS BY BUSINESS UNIT AND JOB CODE
DEPARTMENT 230 - COURT SERVICES DIVISION

Job Code	Title	Grade	2010 Appropriation		Approved & Adopted	
			FTE Pos.	Salaries	FTE Pos.	Salaries
4841	Clerk V-CNTY CLK/ROD/SHERIFF	12	1.0	42,030	1.0	42,031
4864	Data Entry Operator III	12	1.0	44,597	1.0	44,598
4839	Clerk IV-CNTY CLK/ROD/SHERIFF	11			1.0	40,024
			95.0	\$5,980,060	138.0	\$8,784,613
13 District # 6 - Markham - 2301053						
1321	Asst Chief Deputy Sheriff	D5	1.0	66,938	0.7	65,393
0046	Administrative Assistant I	12	1.0	42,852	4.0	172,268
1339	Deputy Sheriff D2B	D2B	1.0	63,697	1.0	63,698
1333	Deputy Sheriff II	D2	120.0	7,487,681	111.0	6,949,212
1331	Deputy Lieutenant	D4	3.0	241,974	3.0	244,304
1341	Deputy Sheriff Sergeant	D3	9.0	633,715	9.5	655,293
4864	Data Entry Operator III	12	1.0	42,852	1.0	42,853
			136.0	\$8,579,709	130.2	\$8,193,021
14 Mental Health - 2301054						
1333	Deputy Sheriff II	D2	3.0	183,664	3.0	183,665
1341	Deputy Sheriff Sergeant	D3	1.0	73,473	1.0	65,364
			4.0	\$257,137	4.0	\$249,029
15 Jury Transportation Unit - 2301055						
1333	Deputy Sheriff II	D2	4.0	264,975	4.0	266,315
			4.0	\$264,975	4.0	\$266,315
16 Police Courts South - 2301056						
1321	Asst Chief Deputy Sheriff	D5	1.0	87,189	1.0	90,021
1333	Deputy Sheriff II	D2	32.0	1,977,079	27.0	1,683,020
1331	Deputy Lieutenant	D4	1.0	81,465	1.0	84,393
1341	Deputy Sheriff Sergeant	D3	4.0	288,843	3.5	238,202
4841	Clerk V-CNTY CLK/ROD/SHERIFF	12	1.0	44,597	1.0	44,598
			39.0	\$2,479,173	33.5	\$2,140,234
05 Security Services						
01 County Building - 2301057						
1333	Deputy Sheriff II	D2	1.0	61,218	1.0	61,219
			1.0	\$61,218	1.0	\$61,219
Total Salaries and Positions			1,502.0	\$93,214,047	1,396.4	\$86,652,228
Turnover Adjustment						(7,365,440)
Operating Funds Total			1,502.0	\$93,214,047	1,396.4	\$79,286,788

PERSONAL SERVICES - SUMMARY OF POSITIONS BY GRADE
DEPARTMENT 230 - COURT SERVICES DIVISION

Grade	2010 Appropriation		Approved & Adopted	
	FTE Pos.	Salaries	FTE Pos.	Salaries
D5	13.0	1,087,215	12.4	1,055,281
D4	25.0	2,035,136	21.5	1,751,290
D3	103.0	7,257,351	98.5	6,870,882
D2B	172.0	11,157,333	151.5	9,862,132
D2	1,066.0	66,038,898	989.5	61,455,083
24	3.0	342,286	3.0	342,286
23	2.0	176,768	2.0	178,272
22	2.0	162,909	2.0	164,802
20	2.0	153,177	2.0	155,593
18	1.0	50,373	2.0	101,425
16	5.0	259,199	5.0	262,560
14	7.0	339,622	7.0	344,013
12	69.0	2,925,410	69.0	2,923,744
11	31.0	1,177,997	31.0	1,184,865
10	1.0	50,373		
Total Salaries and Positions	1,502.0	\$93,214,047	1,396.4	\$86,652,228
Turnover Adjustment				(7,365,440)
Operating Funds Total	1,502.0	\$93,214,047	1,396.4	\$79,286,788

DEPARTMENT OVERVIEW
231 POLICE DEPARTMENT

Department Mission

The mission of the Cook County Sheriff's Police Department is to provide the highest quality of professional police service to the communities we serve. Our mission includes the prevention of crime, the investigation of criminal incidents, the identification and apprehension of criminal suspects, the preparation of criminal cases, and the recovery of stolen or lost property. We reinforce our mission by developing and maintaining cooperative and supportive relationships with federal, state and local law enforcement agencies. We are committed to providing fair, unbiased, and judicious police service in a manner that is respectful of the dignity of all individuals.

The Cook County Sheriff's Police Department is committed to providing the highest quality of police services to the people who live in Cook County. In reflecting community priorities, it is essential that information is shared between the public and our Department by developing and maintaining cooperative relationships within the communities we serve. Information gathered will assist in the identification of problem areas and will inform local police departments and the public of crime trends and statistics. Additionally, knowledge of community dynamics creates an awareness of the crime issues and law enforcement needs of each assigned areas of responsibility. The Sheriff's Police Department's philosophy reflects modern law enforcement concepts and technology by involving every member of the Department in the effort to continually improve all areas of operations. Leadership at all levels reflects our commitment to a strong work ethic, promoting effective learning while maintaining flexibility in response to the communities' needs. The Cook County Sheriff's Police Department strives to achieve the highest standards of performance in order to better serve the citizens of Cook County.

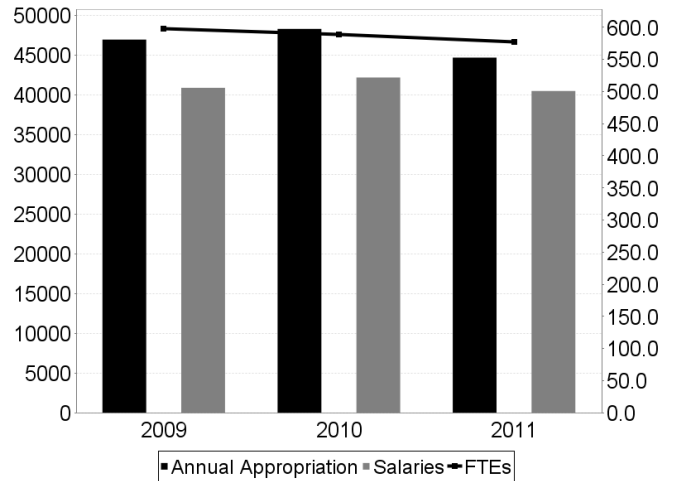
Goals and Objectives

- Increase visibility and availability of police units and crime fighting resources to reduce the apparent opportunities to commit illegal acts.
- Identify problem areas and recurring criminal activity by analyzing available information, reports, and crime trends.
- Further reduce overtime expenditures.

Summary of Operations

The Sheriff's Police Department's primary responsibility is to provide police services to the 100,000+ citizens of unincorporated Cook County. This is the second largest population served by law enforcement in Cook County. The Cook County Sheriff's Police Department has a secondary responsibility of providing law enforcement, domestic security, and specialty services to cities, towns, villages, and other entities that exhibit a need for those functions. The Police Department has diversified its outreach and increased its value to communities by enhancing its utility and improving its usefulness through specialized divisions such as: Vice Unit, Special Operations Unit, Investigations Unit, Narcotics Unit, Gang Crimes Unit, Fugitive Warrants Unit, Child Exploitation Unit, Bomb Squad, Truck and Traffic Unit, & K-9 Unit. The Sheriff's Police responsibilities include supporting the 118 municipalities within Cook County. The police agency is constitutionally mandated to assist any municipality that is unable to provide police protection to its citizens.

Appropriations (\$ thousands)			
Fund Category	2009 Adopted	2010 Adopted	2011 Approved and Adopted
General	46,923.3	48,265.8	44,655.2
Total	46,923.3	48,265.8	44,655.2
	Adopted	Adopted	Adopted
FTE Positions	597.5	589.0	576.7



Major Accomplishments

- Brought in revenue of \$1.5M through administrative tows.
- Reduced overtime expenditures from original budgeted amount.

DISTRIBUTION BY APPROPRIATION CLASSIFICATION
DEPARTMENT 231 - POLICE DEPARTMENT

Account	2010 Expenditures	2010 Adjusted Appropriation	Approved & Adopted	Difference	
Personal Services					
110/501010	Salaries and Wages of Regular Employees	42,931,698.31	41,346,229	40,456,284	(889,945)
120/501210	Overtime Compensation	3,408,580.68	3,750,000	2,450,000	(1,300,000)
133/501360	Per Diem Personnel	95,997.95	142,805	126,030	(16,775)
136/501400	Differential Pay	275,250.01	275,000	300,000	25,000
185/501810	Professional and Technical Membership Fees	3,423.00	3,500	4,000	500
189/501950	Allowances Per Collective Bargaining Agreement	331,414.29	400,000	350,000	(50,000)
190/501970	Transportation and Other Travel Expenses for Employees	567.00	2,000		(2,000)
Personal Services Total		47,046,931.24	45,919,534	43,686,314	(2,233,220)
Contractual Services					
213/520010	Ambulance and Patient Transportation Service	4,259.17	50,050	35,000	(15,050)
217/520100	Transportation for Specific Activities and Purposes	3,577.69	6,500	6,500	
224/520240	Cable Casting	2,788.06	3,000		(3,000)
225/520260	Postage	10,444.46	32,000	25,000	(7,000)
228/520280	Delivery Services	90.27	1,100	1,100	
240/520490	Printing and Publishing	28,940.15	30,000	32,000	2,000
272/521050	Medical Consultation Services	18,962.01	19,500		(19,500)
291/521266	Confiscated Vehicles in Accordance with Illinois Revised Statutes	835.00	2,000	2,000	
Contractual Services Total		69,896.81	144,150	101,600	(42,550)
Supplies and Materials					
320/530100	Wearing Apparel	33,484.15	35,000	40,000	5,000
330/530160	Household, Laundry, Cleaning and Personal Care Supplies	10,171.16	15,000		(15,000)
333/530270	Institutional Supplies	50,835.24	52,000	62,800	10,800
353/530640	Books, Periodicals, Publications, Archives and Data Services	105,202.96	111,000	65,000	(46,000)
353/530675	County Wide Lexis-Nexis Contract			21,068	21,068
355/530700	Photographic and Reproduction Supplies	33,855.91	35,000	47,000	12,000
360/530790	Medical, Dental, and Laboratory and Supplies	10,931.82	11,100	15,000	3,900
Supplies and Materials Total		244,481.24	259,100	250,868	(8,232)
Operations and Maintenance					
401/540010	Fuel Oil/Heat	2,759.11	3,000	3,000	
402/540030	Water and Sewer	3,427.14	3,500	4,000	500
410/540050	Electricity	4,322.97	4,500	5,000	500
440/540130	Maintenance and Repair of Office Equipment	398,819.95	406,000	400,000	(6,000)
449/540310	Op., Maint. and Repair of Institutional Equipment	39,639.13	40,000	48,000	8,000
Operations and Maintenance Total		448,968.30	457,000	460,000	3,000
Rental and Leasing					
630/550010	Rental of Office Equipment	111,018.13	115,000	127,000	12,000
630/550018	County Wide Canon Photocopier Lease			29,419	29,419
634/550060	Rental of Automotive Equipment	209,640.42	210,000		(210,000)
Rental and Leasing Total		320,658.55	325,000	156,419	(168,581)
Contingency and Special Purposes					
810/580340	Contingency Fund - For Confidential Investigation	24,447.94	25,000		(25,000)
818/580033	Reimbursement to Designated Fund	187,720.60	326,000		(326,000)
Contingency and Special Purposes Total		212,168.54	351,000		(351,000)
Operating Funds Total		48,343,104.68	47,455,784	44,655,201	(2,800,583)
(717) New/Replacement Capital Equipment - 71700231					
521/560420	Institutional Equipment	65,703.00	433,775	15,380	(418,395)
530/560510	Office Furnishings and Equipment	87,291.20	81,650	4,400	(77,250)

DISTRIBUTION BY APPROPRIATION CLASSIFICATION
DEPARTMENT 231 - POLICE DEPARTMENT

Account	2010 Expenditures	2010 Adjusted Appropriation	Approved & Adopted	Difference
549/560610 Vehicle Purchase			210,000	210,000
550/560620 Automotive Equipment			838,980	838,980
579/560450 Computer Equipment	37,425.00	347,000	1,906,999	1,559,999
	190,419.20	862,425	2,975,759	2,113,334
Total Capital Equipment Request Total	190,419.20	862,425	2,975,759	2,113,334

PERSONAL SERVICES - SUMMARY OF POSITIONS BY BUSINESS UNIT AND JOB CODE
DEPARTMENT 231 - POLICE DEPARTMENT

Job Code	Title	Grade	2010 Appropriation		Approved & Adopted	
			FTE Pos.	Salaries	FTE Pos.	Salaries
01 Administration						
01 Office of the Chief - 2310996						
1325	County Police Chief	24	1.0	124,429	1.0	124,429
4730	Executive Assistant V-Sheriff	23	1.0	92,568	1.0	93,271
4727	Executive Assistant II-Sheriff	18	1.0	66,938	1.0	67,446
4753	Radio Technician-Sheriff	18	1.0	55,382		
1328	County Police Officer	P1	6.0	423,234	2.0	154,436
5263	General Counsel-Sheriff	24	1.0	106,976	1.0	106,976
4839	Clerk IV-CNTY CLK/ROD/SHERIFF	11	1.0	37,346	1.0	39,240
			12.0	\$906,873	7.0	\$585,798
02 Office of the Deputy Chief - 2310997						
4727	Executive Assistant II-Sheriff	18	1.0	64,964	1.0	65,458
1310	First Deputy Chief of Police	P7	1.0	120,288	1.0	120,288
			2.0	\$185,252	2.0	\$185,746
05 Vice Unit - 2311400						
1330	County Police Sergeant	P2	1.0	83,884	1.0	91,937
0047	Administrative Assistant II	14			1.0	49,684
1328	County Police Officer	P1	7.0	507,877	5.0	383,554
			8.0	\$591,761	7.0	\$525,175
06 Investigations - 2311001						
1330	County Police Sergeant	P2	3.0	269,154	1.0	90,576
0647	Deputy Chief Investigator	24	1.0	120,000	1.0	120,000
5320	Director of Financial Crimes & Public Corruption	24	1.0	109,118	1.0	109,118
0048	Administrative Assistant III	16	1.0	51,646		
0047	Administrative Assistant II	14	1.0	49,439		
1326	County Police Lieutenant	P3	1.0	98,280		
1328	County Police Officer	P1	15.0	1,111,300	15.0	1,171,840
			23.0	\$1,808,937	18.0	\$1,491,534
07 Homeland Security - 2311002						
1330	County Police Sergeant	P2	1.0	98,063	1.0	103,555
4740	Homeland Security Coordinator	23	1.0	82,540	1.0	84,183
1328	County Police Officer	P1	12.0	902,206	8.0	642,749
			14.0	\$1,082,809	10.0	\$830,487
02 Management Services Bureau						
01 Office of the Deputy Chief - 2311003						
0611	Deputy Chief of Administrative Services	24			1.0	109,118
0048	Administrative Assistant III	16	1.0	55,382		
1329	County Police Assistant Chief	P6	1.0	109,118		
4864	Data Entry Operator III	12			1.0	42,031
			2.0	\$164,500	2.0	\$151,149
02 General Support Section - 2311004						
1326	County Police Lieutenant	P3			1.0	98,280
1330	County Police Sergeant	P2			2.0	183,188
0047	Administrative Assistant II	14	1.0	49,930	1.0	49,931
1328	County Police Officer	P1	2.0	154,849	10.0	775,669
4841	Clerk V-CNTY CLK/ROD/SHERIFF	12			1.0	42,031
			3.0	\$204,779	15.0	\$1,149,099
03 Planning and Research Unit - 2311005						
4814	Deputy Police Commander	P5	2.0	202,531		
0047	Administrative Assistant II	14	1.0	49,930		

PERSONAL SERVICES - SUMMARY OF POSITIONS BY BUSINESS UNIT AND JOB CODE

DEPARTMENT 231 - POLICE DEPARTMENT

Job Code	Title	Grade	2010 Appropriation		Approved & Adopted	
			FTE Pos.	Salaries	FTE Pos.	Salaries
1326	County Police Lieutenant	P3	1.0	98,280		
1328	County Police Officer	P1	4.0	299,145		
4841	Clerk V-CNTY CLK/ROD/SHERIFF	12	1.0	42,030		
4864	Data Entry Operator III	12	1.0	42,030		
			10.0	\$733,946		
04 Finance Section - 2311006						
0254	Business Manager IV	23			0.5	33,774
0291	Administrative Analyst I	17	1.0	60,280	1.0	60,974
0048	Administrative Assistant III	16	2.0	114,768	1.0	48,193
			3.0	\$175,048	2.5	\$142,941
06 Asset Forfeiture - 2311007						
1328	County Police Officer	P1	1.0	76,450	1.0	80,731
			1.0	\$76,450	1.0	\$80,731
08 Administrative Tows / Vehicle Section - 2311009						
0611	Deputy Chief of Administrative Services	24	1.0	109,118		
1328	County Police Officer	P1	3.0	231,300	1.0	80,732
4841	Clerk V-CNTY CLK/ROD/SHERIFF	12	1.0	40,168	1.0	40,169
			5.0	\$380,586	2.0	\$120,901
10 Special Services/security Detail - 2311011						
4797	Security Specialist V	24	1.0	106,976	0.5	46,001
0208	Security Specialist II	22	2.0	166,258	2.0	152,948
0209	Security Specialist I	17	1.0	57,062	1.0	58,157
			4.0	\$330,296	3.5	\$257,106
11 Evidence/Recovered Property - 2311012						
1330	County Police Sergeant	P2	1.0	98,063		
1328	County Police Officer	P1	2.0	149,572		
			3.0	\$247,635		
15 Criminalistics Section - 2311013						
1330	County Police Sergeant	P2	3.0	265,832		
0047	Administrative Assistant II	14	1.0	51,438		
1328	County Police Officer	P1	15.0	1,112,972		
			19.0	\$1,430,242		
03 Intelligence And Investigative Section						
01 Special Investigations - 2311014						
1312	Police Commander	24			1.0	101,630
5259	Deputy Chief of Police-Spec Sv	24	1.0	109,118	1.0	109,118
0048	Administrative Assistant III	16			2.0	97,635
1328	County Police Officer	P1	16.0	1,146,215	1.0	77,218
			17.0	\$1,255,333	5.0	\$385,601
02 Narcotics Unit - 2311015						
1312	Police Commander	24	1.0	114,435		
1326	County Police Lieutenant	P3	1.0	99,263	1.0	98,280
1330	County Police Sergeant	P2	4.0	346,066	2.0	192,516
1328	County Police Officer	P1	20.0	1,457,106	18.0	1,384,952
			26.0	\$2,016,870	21.0	\$1,675,748
03 Gang Tactical Unit (GTU) - 2311016						
1312	Police Commander	24	1.0	101,630	2.0	203,260
0046	Administrative Assistant I	12	1.0	42,852	1.0	43,281
1326	County Police Lieutenant	P3	1.0	98,280	1.0	103,365
1330	County Police Sergeant	P2	6.0	545,515	7.5	703,926

PERSONAL SERVICES - SUMMARY OF POSITIONS BY BUSINESS UNIT AND JOB CODE

DEPARTMENT 231 - POLICE DEPARTMENT

Job Code	Title	Grade	2010 Appropriation		Approved & Adopted	
			FTE Pos.	Salaries	FTE Pos.	Salaries
1328	County Police Officer	P1	29.0	2,144,781	47.0	3,544,201
			38.0	\$2,933,058	58.5	\$4,598,033
04 Operational Support Bureau						
01 Communications Section - 2311017						
1330	County Police Sergeant	P2			1.0	92,612
0818	Director of Communications Center	23	1.0	84,200	0.7	64,228
4753	Radio Technician-Sheriff	18			1.0	55,909
4733	Telecommunicator-Sheriff	17	33.0	2,022,631	34.5	1,913,095
2329	Electrical Mechanic	X	1.0	84,032	1.0	84,032
			35.0	\$2,190,863	38.2	\$2,209,876
02 Records Section - 2311018						
1330	County Police Sergeant	P2			1.0	89,857
0048	Administrative Assistant III	16	1.0	44,913		
0047	Administrative Assistant II	14	3.0	150,808	3.0	151,301
1004	Telephone Operator IV	14	1.0	42,030	1.0	42,421
3046	Administrative Assistant I	12	1.0	42,852	1.0	42,853
1328	County Police Officer	P1			1.0	80,732
4841	Clerk V-CNTY CLK/ROD/SHERIFF	12	1.0	38,205	1.0	39,018
4864	Data Entry Operator III	12	3.0	157,832	4.0	160,043
			10.0	\$476,640	12.0	\$606,225
05 Field Operations						
01 Helicopter Unit - 2311019						
0048	Administrative Assistant III	16	1.0	57,634		
1328	County Police Officer	P1	1.0	66,896	3.0	234,331
			2.0	\$124,530	3.0	\$234,331
02 Administration Unit - Special Services - 2311020						
1328	County Police Officer	P1	1.0	73,122		
			1.0	\$73,122		
03 Uniformed Patrol - 2311021						
1312	Police Commander	24	6.0	608,412	4.0	407,450
0048	Administrative Assistant III	16			1.0	55,997
0047	Administrative Assistant II	14			4.0	196,816
0046	Administrative Assistant I	12	1.0	36,449	1.0	38,119
1329	County Police Assistant Chief	P6			1.0	109,118
4814	Deputy Police Commander	P5	1.0	100,761	2.0	205,540
1326	County Police Lieutenant	P3	6.0	695,888	7.0	660,485
1330	County Police Sergeant	P2	30.0	2,612,195	24.0	2,230,412
1328	County Police Officer	P1	199.0	14,611,532	202.0	15,415,921
			243.0	\$18,665,237	246.0	\$19,319,858
04 Investigations and Evidence Recovery - 2311022						
1330	County Police Sergeant	P2	3.0	259,242	7.5	679,906
1312	Police Commander	24	1.0	101,630	1.0	101,630
0047	Administrative Assistant II	14			1.0	49,931
1326	County Police Lieutenant	P3			2.0	196,560
1328	County Police Officer	P1	44.0	3,155,626	55.0	4,305,754
4841	Clerk V-CNTY CLK/ROD/SHERIFF	12	1.0	42,852	1.0	42,853
			49.0	\$3,559,350	67.5	\$5,376,634
06 Overweight Truck Enforcement - 2311024						
1326	County Police Lieutenant	P3			1.0	99,264
1330	County Police Sergeant	P2	1.0	87,701	2.0	179,802
1328	County Police Officer	P1	13.0	988,364	14.0	1,107,534

PERSONAL SERVICES - SUMMARY OF POSITIONS BY BUSINESS UNIT AND JOB CODE
DEPARTMENT 231 - POLICE DEPARTMENT

Job Code	Title	Grade	2010 Appropriation		Approved & Adopted	
			FTE Pos.	Salaries	FTE Pos.	Salaries
			14.0	\$1,076,065	17.0	\$1,386,600
07 Fugitive Section						
01 Fugitive Operations and Support - 2311027						
1330	County Police Sergeant	P2	2.0	181,452	2.0	196,167
0050	Administrative Assistant IV	18			1.0	60,449
0048	Administrative Assistant III	16	1.0	55,382	1.0	58,027
0047	Administrative Assistant II	14	11.0	543,897	4.5	225,707
1326	County Police Lieutenant	P3	2.0	196,560	1.0	98,280
1328	County Police Officer	P1	29.0	2,134,733	29.0	2,262,314
			45.0	\$3,112,024	38.5	\$2,900,944
Total Salaries and Positions			589.0	\$43,802,206	576.7	\$44,214,517
Turnover Adjustment						(3,758,233)
Operating Funds Total			589.0	\$43,802,206	576.7	\$40,456,284

PERSONAL SERVICES - SUMMARY OF POSITIONS BY GRADE
DEPARTMENT 231 - POLICE DEPARTMENT

Grade	2010 Appropriation		Approved & Adopted	
	FTE Pos.	Salaries	FTE Pos.	Salaries
X	1.0	84,032	1.0	84,032
P7	1.0	120,288	1.0	120,288
P6	1.0	109,118	1.0	109,118
P5	3.0	303,292	2.0	205,540
P3	12.0	1,286,551	14.0	1,354,514
P2	55.0	4,847,167	52.0	4,834,454
P1	419.0	30,747,280	412.0	31,702,668
24	16.0	1,711,842	14.5	1,538,730
23	3.0	259,308	3.2	275,456
22	2.0	166,258	2.0	152,948
18	3.0	187,284	4.0	249,262
17	35.0	2,139,973	36.5	2,032,226
16	7.0	379,725	5.0	259,852
14	19.0	937,472	15.5	765,791
12	11.0	485,270	12.0	490,398
11	1.0	37,346	1.0	39,240
Total Salaries and Positions	589.0	\$43,802,206	576.7	\$44,214,517
Turnover Adjustment				(3,758,233)
Operating Funds Total	589.0	\$43,802,206	576.7	\$40,456,284

DEPARTMENT OVERVIEW
235 IMPACT INCARCERATION

Department Mission

We exist to provide non-violent offenders a safe, secure, and humane program based on military discipline, fundamental vocational skills, education, and alcohol/substance abuse treatment. The program offers sentenced inmates the opportunity for a short-term impact incarceration, which benefits both the offender and the tax payers. For the offender, it is a change in lifestyle, an opportunity for education, and learning self-discipline, all of which promotes responsible behavior and the opportunity to succeed. In addition to saving taxpayers millions of dollars since its establishment, the Sheriff's Boot Camp has rehabilitated hundreds of former offenders who are now productive members of society.

The Cook County Boot Camp is committed to reducing recidivism by rehabilitating young, non-violent offenders between the ages of 17-35 through discipline and education. The Boot Camp is an alternative sentence for crimes in which an offender would otherwise serve a 3 or more year sentence in the Illinois Department of Corrections. The Boot Camp is committed to stopping the revolving door of re-incarceration. By reducing recidivism, there is a cost savings benefit to the both state and county taxpayers, not to mention the positive impact it has had on an ex-offender's life. An intense supervision takes place during the 8 month-long Post Release Phase, in which former Boot Camp inmates have direct interaction with an assigned case manager to monitor their progress and administer random drug testing. A grant from the State of Illinois covers all costs associated this phase, and it accounts for 18% of the Boot Camp's overall budget.

Goals and Objectives

- Vigorously pursue private funding and other partnerships to find alternative funding sources to enhance the vocational and educational programs offered to Boot Camp participants.
- Work actively with graduates in the post release phase on a daily basis, offering additional substance abuse counseling, job preparation classes, and employment assistance, to ensure the continued success of the Boot Camp Program.

Summary of Operations

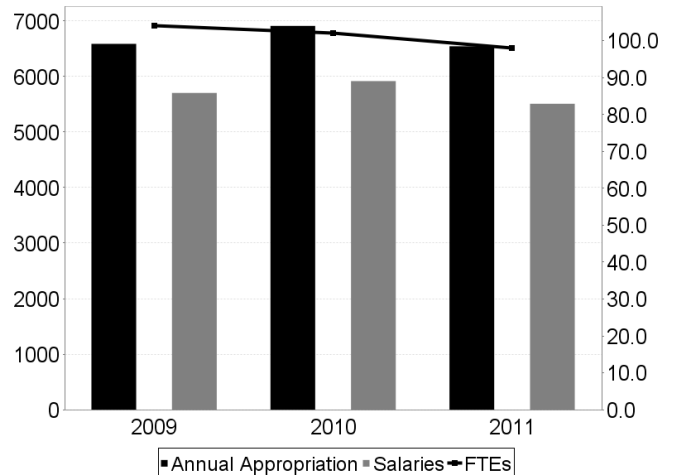
The Cook County Boot Camp is a 240 bed facility. At maximum operating capacity there would be five separate platoons comprised of forty-eight inmates in each platoon. The inmates are sentenced after conviction or plea bargaining to an 18-week boot camp incarceration followed by an 8-month period of intense supervision. They must sign a contractual agreement with Cook County in order to participate in the Boot Camp program.

Eligibility for Boot Camp is mandated by State Statute and specifies that the inmates:

1. Are between ages of 17 and 35 years of age.
2. Have not committed a violent or sex related crime
3. Have not served more than one previous term of incarceration in a state prison.
4. Have passed a physical examination
5. Are capable of handling intense mental/physical situations.

The individuals served by this program have personally agreed to accept this alternative sentence. Through our program, we hope to rehabilitate the offender with strict, military style discipline, education, and intensive supervision during post release.

Appropriations (\$ thousands)			
Fund Category	2009 Adopted	2010 Adopted	2011 Approved and Adopted
General	6,587.7	6,910.8	6,544.2
Total	6,587.7	6,910.8	6,544.2
Adopted Adopted Adopted			
FTE Positions	104.0	102.0	98.0



Major Accomplishments

- Reduced overtime by shifting the time of operations.
- Offered a variety of vocational and educational programs to individuals to assist individuals in their transition back to the community.
- Worked with West Side Technical Institute of the City Colleges of Chicago to increase educational opportunities for Boot Camp graduates.
- Worked with Chicagoland Prison Outreach to offer a class that prepares inmates to take the written carpenter's apprentice examination.
- Since its inception, the Boot Camp has graduated 190 platoons or 7,620 individuals from their program since its inception.

DISTRIBUTION BY APPROPRIATION CLASSIFICATION
DEPARTMENT 235 - IMPACT INCARCERATION

Account	2010 Expenditures	2010 Adjusted Appropriation	Approved & Adopted	Difference	
Personal Services					
110/501010	Salaries and Wages of Regular Employees	5,740,027.68	5,667,236	5,509,025	(158,211)
120/501210	Overtime Compensation	96,599.45	115,000	67,500	(47,500)
185/501810	Professional and Technical Membership Fees	440.00	1,580	1,860	280
189/501950	Allowances Per Collective Bargaining Agreement	46,800.00	52,000	52,000	
190/501970	Transportation and Other Travel Expenses for Employees	30.00	450		(450)
Personal Services Total		5,883,897.13	5,836,266	5,630,385	(205,881)
Contractual Services					
215/520050	Scavenger Services	1,260.00	1,700	2,200	500
217/520100	Transportation for Specific Activities and Purposes	67,500.00	67,500	67,500	
223/520210	Food Services	475,036.00	476,476	476,476	
225/520260	Postage	4,843.09	5,000	12,281	7,281
228/520280	Delivery Services	289.93	800	800	
235/520390	Contractual Maintenance Services	274.80	1,200	1,200	
240/520490	Printing and Publishing	462.11	825	800	(25)
260/520830	Professional and Managerial Services	4,800.00	5,000	5,000	
278/521200	Laboratory Related Services	7,160.00	18,000	17,850	(150)
Contractual Services Total		561,625.93	576,501	584,107	7,606
Supplies and Materials					
320/530100	Wearing Apparel	137,279.29	148,900	145,000	(3,900)
330/530160	Household, Laundry, Cleaning and Personal Care Supplies	25,630.12	28,225	40,454	12,229
333/530270	Institutional Supplies	35,618.71	35,665	26,163	(9,502)
353/530640	Books, Periodicals, Publications, Archives and Data Services	14,996.49	15,000	24,500	9,500
355/530700	Photographic and Reproduction Supplies	1,171.25	1,250	1,250	
360/530790	Medical, Dental, and Laboratory and Supplies			6,045	6,045
Supplies and Materials Total		214,695.86	229,040	243,412	14,372
Operations and Maintenance					
449/540310	Op., Maint. and Repair of Institutional Equipment	10,990.38	54,000	71,536	17,536
Operations and Maintenance Total		10,990.38	54,000	71,536	17,536
Rental and Leasing					
630/550018	County Wide Canon Photocopier Lease			14,799	14,799
Rental and Leasing Total				14,799	14,799
Operating Funds Total		6,671,209.30	6,695,807	6,544,239	(151,568)

PERSONAL SERVICES - SUMMARY OF POSITIONS BY BUSINESS UNIT AND JOB CODE
 DEPARTMENT 235 - IMPACT INCARCERATION

Job Code	Title	Grade	2010 Appropriation		Approved & Adopted	
			FTE Pos.	Salaries	FTE Pos.	Salaries
01 Boot Camp						
01 Supervisory and Clerical - 2350992						
1380	Director of Boot Camp	24	1.0	103,187	1.0	103,187
5418	Deputy Director of Administration	24			1.0	102,109
4752	Deputy Director-Sheriff	22	1.0	73,226	1.0	74,109
0050	Administrative Assistant IV	18	1.0	63,681	1.0	64,562
			3.0	\$240,094	4.0	\$343,967
02 Security, Development and Training - 2350993						
5565	Correctional Commander	CO5			3.0	225,358
0050	Administrative Assistant IV	18	1.0	59,386	1.0	59,837
0047	Administrative Assistant II	14	1.0	48,162	1.0	48,491
1354	Correctional Captain	CO4	4.0	306,344		
1355	Correctional Lieutenant	CO3	8.0	603,932	8.0	636,486
1361	Correctional Sergeant	CO2	6.0	411,777	7.0	512,705
1360	Correctional Officer	CO1	62.0	3,455,560	57.0	3,205,463
			82.0	\$4,885,161	77.0	\$4,688,340
03 Administration and Support Services - 2350994						
4727	Executive Assistant II-Sheriff	18	1.0	50,373	1.0	50,861
0048	Administrative Assistant III	16	1.0	56,496	1.0	57,024
1513	Caseworker III	16	1.0	43,808	1.0	44,682
1213	Cook II (Sheriff)	X16	2.0	79,439	2.0	79,440
			5.0	\$230,116	5.0	\$232,007
04 Program Services - 2350995						
4752	Deputy Director-Sheriff	22	1.0	93,032	1.0	94,812
2178	Personnel Manager II	18	1.0	64,964	1.0	66,122
1515	Caseworker V	18	3.0	189,228	3.0	191,889
0048	Administrative Assistant III	16	1.0	55,382	1.0	56,440
0823	Counselor III	16	3.0	159,714	3.0	161,550
0047	Administrative Assistant II	14	1.0	43,808	1.0	44,230
1953	Registered Nurse III	FB	2.0	139,530	2.0	141,436
			12.0	\$745,658	12.0	\$756,479
Total Salaries and Positions			102.0	\$6,101,029	98.0	\$6,020,793
Turnover Adjustment						(511,768)
Operating Funds Total			102.0	\$6,101,029	98.0	\$5,509,025

PERSONAL SERVICES - SUMMARY OF POSITIONS BY GRADE
DEPARTMENT 235 - IMPACT INCARCERATION

Grade	2010 Appropriation		Approved & Adopted	
	FTE Pos.	Salaries	FTE Pos.	Salaries
X16	2.0	79,439	2.0	79,440
FB	2.0	139,530	2.0	141,436
CO5			3.0	225,358
CO4	4.0	306,344		
CO3	8.0	603,932	8.0	636,486
CO2	6.0	411,777	7.0	512,705
CO1	62.0	3,455,560	57.0	3,205,463
24	1.0	103,187	2.0	205,296
22	2.0	166,258	2.0	168,921
18	7.0	427,632	7.0	433,271
16	6.0	315,400	6.0	319,696
14	2.0	91,970	2.0	92,721
Total Salaries and Positions	102.0	\$6,101,029	98.0	\$6,020,793
Turnover Adjustment				(511,768)
Operating Funds Total	102.0	\$6,101,029	98.0	\$5,509,025

DEPARTMENT OVERVIEW

236 COMMUNITY SUPERVISION AND INTERVENTION

Department Mission

Our mission is to break the devastating cycle of substance abuse and criminality among lower-level, primarily non-violent offenders in Cook County, while at the same time relieving jail overcrowding and providing lower-cost alternatives to simple incarceration. In doing so, we help to improve the quality of life throughout all of Cook County.

At all times, DCSI will make every effort to respect the rights of program participants and provide them with services designed to help them break free from the cycle of addiction and criminality. Programs will be structured and managed in a manner that produces a positive financial benefit for the citizens of Cook County. DCSI strives to provide cost effective alternatives to incarceration.

Goals and Objectives

- Absorb expected increase in Electronic Monitoring participants with no additional staff.
- Continue to explore federal and state grant opportunities to further fund re-entry programs.
- Explore an initiative to enable inmates to sew (repair) their own uniforms decreasing eliminating the need to buy new ones.

Summary of Operations

The Department of Community Supervision and Intervention was officially created on December 1, 1992. Since inception, DCSI's primary mission has been to develop or expand programs designed to reduce overcrowding at the Cook County Jail. Given that mandate, DCSI began its work by taking management of two existing programs: Electronic Monitoring and the Sheriff's Work Alternative Program. Two new programs were brought online and in 1993, DCSI began a separate unit of the Sheriff Department operating four distinct programs: Day Reporting Center, Electronic Monitoring, Pre-Release Center, and Sheriff's Work Alternative Program.

Day Reporting Center (DRC): The Day Reporting Center is an intensive supervision program for men, which was developed in 1993 to relieve jail overcrowding, while providing services, education, and pre-trial direction for non-violent offenders. Through education classes, individualized counseling, small and large therapeutic groups, and frequent drug testing, the program aims to break the cycle of substance abuse and criminality, by offering opportunities to continue education or maintain employment for participants who can abide by program rules, demonstrate that they are drug-free, and are working to make positive changes in their lives.

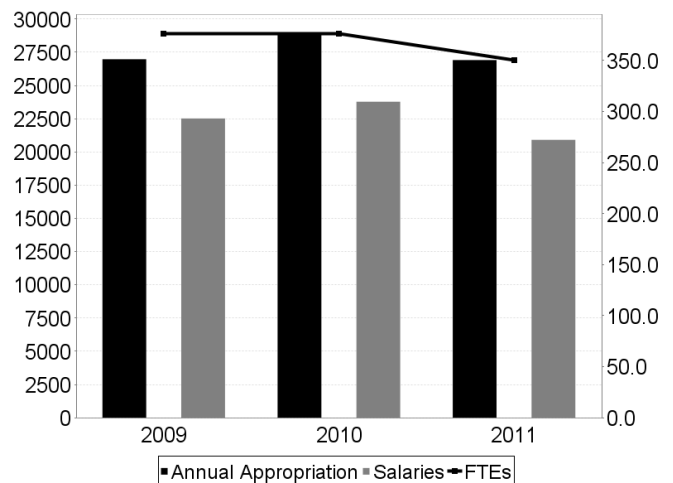
Electronic Monitoring (EM): EM remains the largest pre-trial DCSI program in terms of releasing defendants back into their communities to await trial. Program participants are fitted with ankle bracelet transmitters and are returned to their communities, so they can, with permission, go to work, attend school, meet with their attorneys, seek medical attention, and attend court hearings. Their daily cost to the County is considerably less than half of what incarceration would cost.

Pre-Release Center (PRC): The PRC is a 449-bed minimum security facility located in on the South Campus. The PRC was established to provide participants comprehensive substance abuse treatment in a minimum security environment. To be accepted in the program, the inmate must pose no security risk, have no gang affiliation and agree to participate in a modified twelve-step program conducted under contract by the Gateway Foundation. A recidivism report conducted on inmates who completed the 120-day program from 2005 through 2008 revealed a

44% recidivism rate, far below the average attained by similar programs elsewhere. The Virtual High School and GED classes are conducted onsite. Since 1993, the number of participants who have successfully completed the substance abuse treatment program, have consistently exceeded 80%.

Sheriff's Work Alternative Program (SWAP): The SWAP program was designed to help reduce jail overcrowding by providing the Courts with a sentencing alternative to incarceration in the County Jail. SWAP gives judges a vehicle to sentence non-violent misdemeanants and traffic offenders to supervised manual labor in lieu of jail time. Each offender represents a savings to the County not only in the \$500,000 annually in fees they remit, but in funds saved by providing an alternative to incarceration. The SWAP crews have provided municipalities, government agencies, and not-for-profit organizations located throughout Cook County with a reliable source of free manual labor. In 2010, for example, SWAP crews supplied more than 700,000 cost-free man-hours of labor with an estimated value over \$10 million.

Appropriations (\$ thousands)			
Fund Category	2009 Adopted	2010 Adopted	2011 Approved and Adopted
General	26,973.3	28,878.1	26,910.1
Total	26,973.3	28,878.1	26,910.1
	Adopted	Adopted	Adopted
FTE Positions	376.1	376.0	350.2



Major Accomplishments

- Day Reporting population increased by approximately 40 participants without increasing staff or program costs.
- Development of clinical testing and treatment through use of no-cost professional internships and externships.
- SWAP took over lawn maintenance at County Court facilities in order to drastically reduce landscaping contract costs.

DISTRIBUTION BY APPROPRIATION CLASSIFICATION
DEPARTMENT 236 - COMMUNITY SUPERVISION AND INTERVENTION

Account	2010 Expenditures	2010 Adjusted Appropriation	Approved & Adopted	Difference	
Personal Services					
110/501010	Salaries and Wages of Regular Employees	23,460,807.92	23,439,660	20,905,592	(2,534,068)
120/501210	Overtime Compensation	314,375.53	425,000	230,625	(194,375)
189/501950	Allowances Per Collective Bargaining Agreement	197,310.71	213,850	201,500	(12,350)
190/501970	Transportation and Other Travel Expenses for Employees		500		(500)
Personal Services Total		23,972,494.16	24,079,010	21,337,717	(2,741,293)
Contractual Services					
215/520050	Scavenger Services	2,585.00	10,000		(10,000)
217/520100	Transportation for Specific Activities and Purposes	199,980.00	200,000	350,000	150,000
223/520210	Food Services	593,205.00	593,284	463,293	(129,991)
225/520260	Postage	748.00	1,450	1,450	
235/520390	Contractual Maintenance Services			2,500	2,500
240/520490	Printing and Publishing	2,378.00	3,000	3,000	
298/521310	Special or Cooperative Programs	3,018,239.88	3,018,240	3,161,457	143,217
Contractual Services Total		3,817,135.88	3,825,974	3,981,700	155,726
Supplies and Materials					
320/530100	Wearing Apparel	24,131.74	25,000	33,980	8,980
330/530160	Household, Laundry, Cleaning and Personal Care Supplies	44,579.19	49,212	70,788	21,576
333/530270	Institutional Supplies	31,001.78	31,836	13,760	(18,076)
353/530640	Books, Periodicals, Publications, Archives and Data Services		500	500	
355/530700	Photographic and Reproduction Supplies	11,081.65	11,570	11,820	250
Supplies and Materials Total		110,794.36	118,118	130,848	12,730
Operations and Maintenance					
449/540310	Op., Maint. and Repair of Institutional Equipment	818,299.60	818,300	1,430,000	611,700
Operations and Maintenance Total		818,299.60	818,300	1,430,000	611,700
Rental and Leasing					
630/550018	County Wide Canon Photocopier Lease			29,857	29,857
Rental and Leasing Total				29,857	29,857
Operating Funds Total		28,718,724.00	28,841,402	26,910,122	(1,931,280)
(717) New/Replacement Capital Equipment - 71700236					
521/560420	Institutional Equipment			82,000	82,000
Total Capital Equipment Request Total				82,000	82,000

PERSONAL SERVICES - SUMMARY OF POSITIONS BY BUSINESS UNIT AND JOB CODE
DEPARTMENT 236 - COMMUNITY SUPERVISION AND INTERVENTION

Job Code	Title	Grade	2010 Appropriation		Approved & Adopted	
			FTE Pos.	Salaries	FTE Pos.	Salaries
01 Community Supervision						
01 Administration - 2360979						
1371	Dir Community Svm & Interven	24	1.0	124,429	1.0	124,429
1372	As Dir Community Svm & Interv	24	1.0	97,666	1.0	97,666
1054	Project Director IV	23	1.0	99,263		
4165	Legal Counsel	22			1.0	79,750
5329	Supervisor II	20	1.0	71,780		
4727	Executive Assistant II-Sheriff	18	1.0	64,964	1.0	65,105
5335	Program Coordinator I	18	1.0	50,373	1.0	50,756
0046	Administrative Assistant I	12			1.0	40,169
			6.0	\$508,475	6.0	\$457,875
02 Finance and Payroll - 2360980						
4165	Legal Counsel	22	1.0	78,915		
5328	Supervisor I	18	1.0	66,472		
0048	Administrative Assistant III	16	1.0	43,808		
4841	Clerk V-CNTY CLK/ROD/SHERIFF	12	1.0	42,852		
4839	Clerk IV-CNTY CLK/ROD/SHERIFF	11	1.0	40,393		
			5.0	\$272,440		
02 Day Reporting Center						
01 Day Reporting - 2360982						
1383	Director Day Reporting Unit	24	1.0	93,323	1.0	93,323
4745	Program Coordinator II	20	1.0	70,012	1.0	70,164
5321	Director of Re-Entry Day Reporting	20	1.0	72,140	1.0	70,164
0048	Administrative Assistant III	16	1.0	38,866	2.0	83,181
0046	Administrative Assistant I	12	2.0	94,382	2.0	94,383
			6.0	\$368,723	7.0	\$411,215
02 Fugitive Section - 2360983						
0674	Investigator II (Fugitive Unit)	IS2	10.0	719,434	11.0	724,147
5415	Deputy Chief of Electronic Monitoring	DC1			1.0	81,310
5329	Supervisor II	20	1.0	73,226	1.0	73,782
5328	Supervisor I	18	1.0	74,738		
			12.0	\$867,398	13.0	\$879,239
03 Program Unit - 2360984						
0687	Investigator II - Day Reporting Unit	IS2	16.0	1,001,093	16.0	1,007,141
5329	Supervisor II	20	4.0	290,087	4.0	291,522
			20.0	\$1,291,180	20.0	\$1,298,663
04 Sheriff's Work Alternative Program						
01 Administrative and Clerical - 2360985						
1054	Project Director IV	23			1.0	100,092
1364	Director of S.W.A.P.	23	1.0	86,754	1.0	87,278
0640	Investigator III	18	1.0	59,386	1.0	59,699
0048	Administrative Assistant III	16	1.0	43,808	1.0	43,904
0047	Administrative Assistant II	14	1.0	50,123	1.0	50,757
0046	Administrative Assistant I	12	4.0	170,564	3.0	130,686
1331	Deputy Lieutenant	D4	1.0	80,635	1.0	80,636
1360	Correctional Officer	CO1	1.0	63,196	1.0	63,197
4841	Clerk V-CNTY CLK/ROD/SHERIFF	12	1.0	42,030	1.0	42,031
4839	Clerk IV-CNTY CLK/ROD/SHERIFF	11	1.0	40,023	1.0	40,024
			12.0	\$636,519	12.0	\$698,304
02 Security - 2360986						
1339	Deputy Sheriff D2B	D2B	46.0	2,954,927	44.0	2,836,857

PERSONAL SERVICES - SUMMARY OF POSITIONS BY BUSINESS UNIT AND JOB CODE
DEPARTMENT 236 - COMMUNITY SUPERVISION AND INTERVENTION

Job Code	Title	Grade	2010 Appropriation		Approved & Adopted	
			FTE Pos.	Salaries	FTE Pos.	Salaries
1341	Deputy Sheriff Sergeant	D3	5.0	350,985	5.0	350,989
			51.0	\$3,305,912	49.0	\$3,187,846
03 S.W.A.P.. - 2360987						
1339	Deputy Sheriff D2B	D2B	7.0	458,469	6.5	425,364
			7.0	\$458,469	6.5	\$425,364
05 Electronic Monitoring						
01 Administrative and Clerical - 2360988						
5415	Deputy Chief of Electronic Monitoring	DC1			1.0	73,742
1382	Director of Elec Monitoring	23	1.0	99,263	1.0	99,401
1379	Asst Dir Electronic Monitoring	23	1.0	100,260	1.0	100,942
0642	Investigator V	22	1.0	64,964	1.0	65,357
5329	Supervisor II	20	2.0	152,794	3.0	226,483
1111	Systems Analyst II	18	1.0	63,681	1.0	64,952
4841	Clerk V-CNTY CLK/ROD/SHERIFF	12			1.0	42,853
4839	Clerk IV-CNTY CLK/ROD/SHERIFF	11			1.0	40,394
			6.0	\$480,962	10.0	\$714,124
02 Electronic Monitoring Security - 2360989						
0050	Administrative Assistant IV	18	1.0	64,964	1.0	65,619
0046	Administrative Assistant I	12	1.0	33,226		1
0674	Investigator II (Fugitive Unit)	IS2	12.0	754,540	12.0	759,036
5415	Deputy Chief of Electronic Monitoring	DC1			6.0	470,787
0671	Investigator II (Intensive Supervision)	CS2	90.0	5,865,377	75.5	4,940,793
5315	Chief of Fugitive Unit	24	1.0	93,023	1.0	93,023
5329	Supervisor II	20	1.0	79,310	1.0	80,523
5328	Supervisor I	18	6.0	409,435	2.0	142,776
			112.0	\$7,299,875	98.5	\$6,552,558
06 Pre-release Center						
01 Pre-Release - 2360990						
0047	Administrative Assistant II	14	3.0	145,801	3.0	147,703
1366	Rehabilitation Worker I	14	1.0	49,930	1.0	49,931
			4.0	\$195,731	4.0	\$197,634
02 Security - 2360991						
1351	Superintendent	CO6	1.0	100,761	1.0	103,062
1355	Correctional Lieutenant	CO3	7.0	524,459	5.2	427,827
1361	Correctional Sergeant	CO2	9.0	650,270	9.0	684,601
1360	Correctional Officer	CO1	118.0	7,451,520	109.0	6,809,329
			135.0	\$8,727,010	124.2	\$8,024,819
Total Salaries and Positions			376.0	\$24,412,694	350.2	\$22,847,641
Turnover Adjustment						(1,942,049)
Operating Funds Total			376.0	\$24,412,694	350.2	\$20,905,592

PERSONAL SERVICES - SUMMARY OF POSITIONS BY GRADE
DEPARTMENT 236 - COMMUNITY SUPERVISION AND INTERVENTION

Grade	2010 Appropriation		Approved & Adopted	
	FTE Pos.	Salaries	FTE Pos.	Salaries
IS2	38.0	2,475,067	39.0	2,490,324
DC1			8.0	625,839
D4	1.0	80,635	1.0	80,636
D3	5.0	350,985	5.0	350,989
D2B	53.0	3,413,396	50.5	3,262,221
CS2	90.0	5,865,377	75.5	4,940,793
CO6	1.0	100,761	1.0	103,062
CO3	7.0	524,459	5.2	427,827
CO2	9.0	650,270	9.0	684,601
CO1	119.0	7,514,716	110.0	6,872,526
24	4.0	408,441	4.0	408,441
23	4.0	385,540	4.0	387,713
22	2.0	143,879	2.0	145,107
20	11.0	809,349	11.0	812,638
18	13.0	854,013	7.0	448,907
16	3.0	126,482	3.0	127,085
14	5.0	245,854	5.0	248,391
12	9.0	383,054	8.0	350,123
11	2.0	80,416	2.0	80,418
Total Salaries and Positions	376.0	\$24,412,694	350.2	\$22,847,641
Turnover Adjustment				(1,942,049)
Operating Funds Total	376.0	\$24,412,694	350.2	\$20,905,592

DEPARTMENT OVERVIEW

238 JAIL DIVERSION AND CRIME PREVENTION

Department Mission

The Jail Diversion and Crime Prevention Division provides resources to help maintain the safety of all Cook County citizens. By offering educational, preventative, and diversionary programs to Cook County residents of all ages, the Jail Diversion and Crime Prevention Division aims to lower the Department of Correction's population and crime rate within Cook County. Such programs are offered through a variety of units.

The Jail Diversion and Crime Prevention Division has combined the resources of the Youth Services Department, Senior Citizen Law Enforcement Academy, Community Services Department and the Graffiti Posse. These programs target residents of all ages and are delivered through municipalities, schools, senior centers, community and faith based organizations.

Goals and Objectives

- Coordinate "Heads Up" video contest regarding safe driving.
- Perform more than 7,500 graffiti removal jobs for Fiscal Year 2011.

Summary of Operations

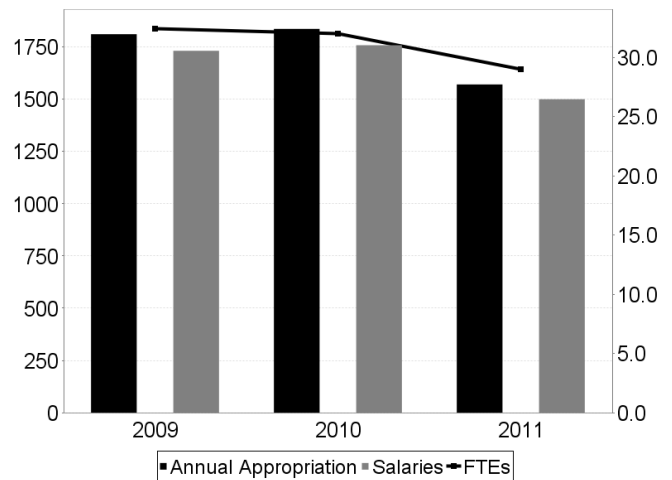
Youth Services Department : will educate and empower youth in Cook County to be safe, responsible, and crime and drug free. Staff will use current information and technology in a cost efficient manner to provide resources to families, schools, organizations, and other agencies to encourage positive youth development. Youth Services Programs include: Alcohol & Other Drugs Education Program for Juvenile First Offenders, Conflict Resolution, Internet Safety for Kids, Stop the Bullying, Think Twice: Legal Consequences of Crime, Sheriff Thomas J. Dart's Summer Youth Camp, Sheriff's Youth Medal of Honor

Senior Citizen Services Department: offers safety services and resources to senior citizens in Cook County through the following services: Cell Phones for Seniors Program, Crime Prevention Events, Illinois Triad, Senior Citizen At Risk Protocol & Procedures, and the extremely popular, Senior Citizens' Law Enforcement Academy

Sheriff's DUI and Distracted Driving Prevention Unit: exists to serve the residents of Cook County by providing education for student drivers about drinking and driving or texting while driving (TWD) in order to prevent future arrests and the likelihood of accidents, injuries, and deaths.

Sheriff's Graffiti Removal Unit: will continue remove all graffiti (mostly gang-related) from personal and public property.

Citizen Safety Unit: educates citizens on personal and home safety, as well as provide tools on how to protect against frauds and scams.



Major Accomplishments

- Provided on-going life skills sessions to participants in the DWJS Virtual High School Program.
- Partnered with the Housing Authority of Cook County to sponsor a summer youth camp for children from Ford Heights, Robbins, and Chicago Heights.
- Completed approximately 6,400 graffiti removal jobs and increase of more than 5% over the previous year.
- Trained and educated 4,831 students with the DUI and Distracted Driving Prevention Program.
- Offered classes and provided crime prevention and safety to senior citizens through the Senior Academy Program

Fund Category	Appropriations (\$ thousands)		
	2009 Adopted	2010 Adopted	2011 Approved and Adopted
General	1,810.7	1,836.0	1,570.4
Total	1,810.7	1,836.0	1,570.4
	Adopted	Adopted	Adopted
FTE Positions	32.4	32.0	29.0

DISTRIBUTION BY APPROPRIATION CLASSIFICATION
DEPARTMENT 238 - JAIL DIVERSION AND CRIME PREVENTION

Account	2010 Expenditures	2010 Adjusted Appropriation	Approved & Adopted	Difference	
Personal Services					
110/501010	Salaries and Wages of Regular Employees	1,565,569.80	1,758,056	1,499,674	(258,382)
120/501210	Overtime Compensation	489.25	(490)		490
185/501810	Professional and Technical Membership Fees	115.00	600	600	
190/501970	Transportation and Other Travel Expenses for Employees	929.36	1,000		(1,000)
Personal Services Total		1,567,103.41	1,759,166	1,500,274	(258,892)
Contractual Services					
225/520260	Postage		5,000	3,500	(1,500)
240/520490	Printing and Publishing	6,107.74	10,000	11,200	1,200
Contractual Services Total		6,107.74	15,000	14,700	(300)
Supplies and Materials					
310/530010	Food Supplies	1,385.14	1,500	4,000	2,500
320/530100	Wearing Apparel	620.00	2,000	2,000	
333/530270	Institutional Supplies	43,334.82	51,500	42,000	(9,500)
353/530640	Books, Periodicals, Publications, Archives and Data Services	1,235.40	1,600	2,300	700
Supplies and Materials Total		46,575.36	56,600	50,300	(6,300)
Operations and Maintenance					
440/540130	Maintenance and Repair of Office Equipment		200	100	(100)
Operations and Maintenance Total			200	100	(100)
Rental and Leasing					
630/550010	Rental of Office Equipment	726.10	1,592	500	(1,092)
660/550130	Rental of Facilities	2,330.00	3,000	4,500	1,500
Rental and Leasing Total		3,056.10	4,592	5,000	408
Operating Funds Total		1,622,842.61	1,835,558	1,570,374	(265,184)

PERSONAL SERVICES - SUMMARY OF POSITIONS BY BUSINESS UNIT AND JOB CODE
DEPARTMENT 238 - JAIL DIVERSION AND CRIME PREVENTION

Job Code	Title	Grade	2010 Appropriation		Approved & Adopted	
			FTE Pos.	Salaries	FTE Pos.	Salaries
01 Jail Diversion and Crime Prevention Administration						
01 Supervisory and Clerical - 2380974						
4761	Dir of Jail Div/Crime Prevent	24	1.0	102,109	1.0	102,109
4745	Program Coordinator II	20	1.0	70,012		
0050	Administrative Assistant IV	18	1.0	50,373	1.0	50,897
			3.0	\$222,494	2.0	\$153,006
02 Graffiti Removal						
01 Providing Graffiti Removal - 2380975						
4752	Deputy Director-Sheriff	22	1.0	93,032	1.0	94,889
4725	Graffiti Removal Technician	15	7.0	334,050	6.5	314,062
2372	Road Equipment Operator	X	1.0	88,920	1.0	88,920
			9.0	\$516,002	8.5	\$497,871
03 Crime Prevention Programs						
01 Providing Prevention Programs - 2380976						
4744	Deputy Director Jail Diversion	23	1.0	96,337	1.0	97,680
0050	Administrative Assistant IV	18	2.0	128,639	1.0	65,552
0048	Administrative Assistant III	16	1.0	43,808	1.0	44,141
0954	Data Entry Operator II	09	1.0	42,030	1.0	42,828
			5.0	\$310,814	4.0	\$250,201
04 Youth Services						
01 Youth Services Supervisory and Clerical - 2380977						
1315	Director of Youth Services	21	1.0	67,610	1.0	68,377
0046	Administrative Assistant I	12	1.0	42,852	1.0	42,853
			2.0	\$110,462	2.0	\$111,230
02 Research, Planning and Providing Youth Services - 2380978						
1318	Youth Service Worker III	18	2.0	118,376	2.0	119,050
1317	Youth Service Worker II	16	5.0	259,964	4.5	234,843
1316	Youth Service Worker I	15	5.0	232,666	5.0	234,760
0046	Administrative Assistant I	12	1.0	36,449	1.0	38,028
			13.0	\$647,455	12.5	\$626,681
Total Salaries and Positions			32.0	\$1,807,227	29.0	\$1,638,989
Turnover Adjustment						(139,315)
Operating Funds Total			32.0	\$1,807,227	29.0	\$1,499,674

PERSONAL SERVICES - SUMMARY OF POSITIONS BY GRADE
DEPARTMENT 238 - JAIL DIVERSION AND CRIME PREVENTION

Grade	2010 Appropriation		Approved & Adopted	
	FTE Pos.	Salaries	FTE Pos.	Salaries
X	1.0	88,920	1.0	88,920
24	1.0	102,109	1.0	102,109
23	1.0	96,337	1.0	97,680
22	1.0	93,032	1.0	94,889
21	1.0	67,610	1.0	68,377
20	1.0	70,012		
18	5.0	297,388	4.0	235,499
16	6.0	303,772	5.5	278,984
15	12.0	566,716	11.5	548,822
12	2.0	79,301	2.0	80,881
09	1.0	42,030	1.0	42,828
Total Salaries and Positions	32.0	\$1,807,227	29.0	\$1,638,989
Turnover Adjustment				(139,315)
Operating Funds Total	32.0	\$1,807,227	29.0	\$1,499,674

DEPARTMENT OVERVIEW

239 DEPARTMENT OF CORRECTIONS

Department Mission

The Department of Corrections ensures the safety and security for the citizens of Cook County by managing all individuals remanded to the custody of the Sheriff. We strive to create a positive atmosphere by implementing and offering extensive self-improvement and learning opportunities, as well as providing a safe environment for inmates, staff, and Correctional Officers. The Department of Corrections meets all standards established by the American Correctional Association, the Illinois Department of Corrections, and the United States Department of Justice.

We challenge the traditional correctional paradigm by providing an atmosphere that promotes growth for staff and detainees alike, and where we focus on the possibilities of an inmate's chance for positive reentry into society. We encourage educational classes and the development of trade skills for inmates, while providing development and leadership opportunities for staff. We promote respect, teamwork, and value the dignity within every individual.

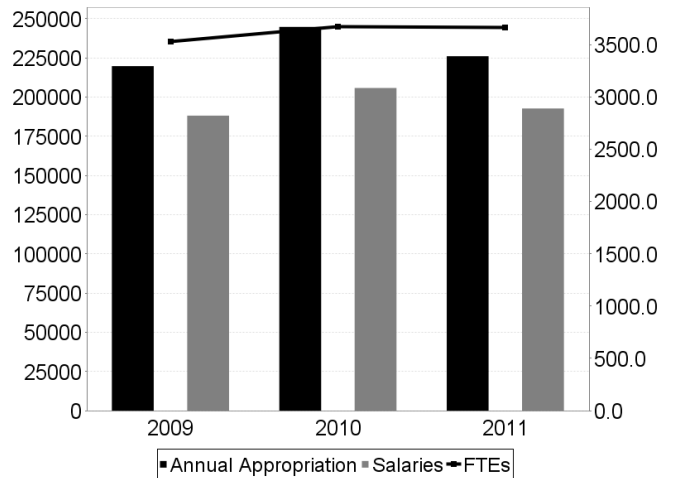
Goals and Objectives

- Hire an additional Correctional Officers to comply with Federal Court orders.
- Explore and implement ways to reduce overtime costs.
- Begin implementation of Green Jobs Readiness program for inmates at the DOC.
- Completion and implementation of a new Sanitation Plan to achieve compliance with the requirements of the Department of Justice.

Summary of Operations

The Cook County Department of Corrections is the largest, single-site pre-trial detention facility in the United States and one of the largest detention facilities in the world. The compound covers more than eight city blocks with 10 division, a health services facility, 2 education departments, a privatized food service and commissary agency, and four additional on-site Sheriff's Departments. The CCDOC staff constantly strives to meet and exceed the standards of the American Correctional Association, the Illinois Department of Corrections Jail and Detention Standards Unit, and the John Howard Association.

Fund Category	Appropriations (\$ thousands)		
	2009 Adopted	2010 Adopted	2011 Approved and Adopted
General	219,703.7	244,716.3	226,028.9
Total	219,703.7	244,716.3	226,028.9
	Adopted	Adopted	Adopted
FTE Positions	3,528.2	3,670.2	3,666.0



Major Accomplishments

- Implemented a laundry program for inmate Veterans to complete laundry services for the DOC rather than utilize an outside company in order to provide inmates with a marketable skill to improve job outlook upon release.
- The CCDOC has been able to reduce the cost of many commodities and services through extensive review and auditing of existing purchases. This will continue in 2011.
- Successfully hired and trained over 200 Correctional Officers to comply with Federal Court orders.

DISTRIBUTION BY APPROPRIATION CLASSIFICATION
DEPARTMENT 239 - DEPARTMENT OF CORRECTIONS

Account	2010 Expenditures	2010 Adjusted Appropriation	Approved & Adopted	Difference
Personal Services				
110/501010 Salaries and Wages of Regular Employees	186,482,337.48	196,215,591	192,701,679	(3,513,912)
120/501210 Overtime Compensation	22,578,511.59	15,448,480	13,000,000	(2,448,480)
172/501540 Workers' Compensation		1,893,566	1,893,566	
185/501810 Professional and Technical Membership Fees	974.00	2,000	2,000	
189/501950 Allowances Per Collective Bargaining Agreement	2,077,118.36	2,200,000	1,950,000	(250,000)
190/501970 Transportation and Other Travel Expenses for Employees	(.02)			
Personal Services Total	211,138,941.41	215,759,637	209,547,245	(6,212,392)
Contractual Services				
214/520030 Armored Car Service		6,000		(6,000)
215/520050 Scavenger Services	360,000.00	360,000	611,136	251,136
217/520100 Transportation for Specific Activities and Purposes	99,033.43	100,000	100,000	
222/520190 Laundry and Linen Services	409,300.00	732,500	284,375	(448,125)
223/520210 Food Services	11,052,983.58	11,062,774	10,362,774	(700,000)
225/520260 Postage	26,835.42	27,000	27,000	
231/520330 Boarding and Lodging of Prisoners	2,214,500.00	2,214,500	241,000	(1,973,500)
235/520390 Contractual Maintenance Services	125,347.10	165,000	175,000	10,000
240/520490 Printing and Publishing	3,493.00	10,000	10,000	
260/520830 Professional and Managerial Services	316,000.00	316,000	850,000	534,000
298/521310 Special or Cooperative Programs	800,000.00	800,000	922,200	122,200
Contractual Services Total	15,407,492.53	15,793,774	13,583,485	(2,210,289)
Supplies and Materials				
320/530100 Wearing Apparel	533,572.36	650,000	500,000	(150,000)
330/530160 Household, Laundry, Cleaning and Personal Care Supplies	868,026.74	950,000	700,000	(250,000)
333/530270 Institutional Supplies	886,550.88	1,069,000	819,000	(250,000)
353/530640 Books, Periodicals, Publications, Archives and Data Services		500	500	
355/530700 Photographic and Reproduction Supplies	115,948.85	120,000	120,000	
Supplies and Materials Total	2,404,098.83	2,789,500	2,139,500	(650,000)
Operations and Maintenance				
430/540110 Moving Expenses & Minor Remodeling of County Facilities		11,000	12,000	1,000
440/540130 Maintenance and Repair of Office Equipment	2,680.00	35,000	35,000	
441/540170 Maintenance and Repair of Data Processing Equipment and Software	55,826.80	166,200	77,900	(88,300)
449/540310 Op., Maint. and Repair of Institutional Equipment	440,000.00	460,000	488,000	28,000
Operations and Maintenance Total	498,506.80	672,200	612,900	(59,300)
Rental and Leasing				
630/550018 County Wide Canon Photocopier Lease			145,738	145,738
Rental and Leasing Total			145,738	145,738
Contingency and Special Purposes				
819/580420 Appropriation Transfer for Corporate Fund/Reimbursement from Designated Fund		164,700		(164,700)
Contingency and Special Purposes Total		164,700		(164,700)
Operating Funds Total	229,449,039.57	235,179,811	226,028,868	(9,150,943)
(715) Major Capital Equipment - Long Term Projects - 71520600				
579/560450 Computer Equipment	4,511,773.37	4,205,441	581,138	(3,624,303)
	4,511,773.37	4,205,441	581,138	(3,624,303)
(717) New/Replacement Capital Equipment - 71700239				
521/560420 Institutional Equipment	705,730.00	395,370		(395,370)
579/560450 Computer Equipment	32,671.60	311,187		(311,187)

DISTRIBUTION BY APPROPRIATION CLASSIFICATION
 DEPARTMENT 239 - DEPARTMENT OF CORRECTIONS

Account	2010 Expenditures	2010 Adjusted Appropriation	Approved & Adopted	Difference
	738,401.60	706,557		(706,557)
Total Capital Equipment Request Total	5,250,174.97	4,911,998	581,138	(4,330,860)

PERSONAL SERVICES - SUMMARY OF POSITIONS BY BUSINESS UNIT AND JOB CODE

DEPARTMENT 239 - DEPARTMENT OF CORRECTIONS

Job Code	Title	Grade	2010 Appropriation		Approved & Adopted	
			FTE Pos.	Salaries	FTE Pos.	Salaries
01 Office Of The Executive Director						
01 Administration and Clerical - 2390935						
0060	Executive Director Department of Corrections	24	1.0	124,429	1.0	124,429
0648	Director of Operations	24	1.0	102,109		
0012	Assistant To Executive Director - Corrections	24	1.0	102,109	1.0	102,109
4762	First Assist Exec Director	24	1.0	114,435	2.0	216,544
4799	Medical Liaison	24	1.0	90,001	1.0	90,001
0253	Business Manager III	22	1.0	95,858	1.0	95,918
4729	Executive Assistant IV	20	1.0	76,970	1.0	78,226
0050	Administrative Assistant IV	18			1.0	43,810
4727	Executive Assistant II-Sheriff	18	1.0	59,386	1.5	82,488
0048	Administrative Assistant III	16			0.5	19,049
4726	Executive Assistant I -Sheriff	16	1.0	47,211	1.0	48,163
1366	Rehabilitation Worker I	14	1.0	44,152	1.0	44,698
1361	Correctional Sergeant	CO2	1.0	71,807	1.0	75,829
1360	Correctional Officer	CO1	4.0	205,901	3.3	174,374
			15.0	\$1,134,368	16.3	\$1,195,638
02 Legal Department - 2390936						
5263	General Counsel-Sheriff	24	1.0	102,109	1.0	90,000
4738	Legal Assistant-Sheriff	21	1.0	66,605	1.0	67,564
4745	Program Coordinator II	20			1.0	70,218
0048	Administrative Assistant III	16			1.5	57,147
0281	Management Analyst II	16	1.0	57,634	1.0	57,671
0047	Administrative Assistant II	14	1.0	49,930	2.0	95,407
1360	Correctional Officer	CO1	3.0	189,702	3.0	175,599
4839	Clerk IV-CNTY CLK/ROD/SHERIFF	11	1.0	39,239	1.0	39,240
			8.0	\$505,219	11.5	\$652,846
04 Audit and Policy Unit - 2390938						
4760	Audit Coordinator-Sheriff	20	1.0	75,077	1.0	75,848
1355	Correctional Lieutenant	CO3	1.0	79,924	1.0	84,403
1360	Correctional Officer	CO1	4.0	233,783	4.0	233,784
5416	Quality Assurance Auditor	16			1.5	57,147
			6.0	\$388,784	7.5	\$451,182
02 Office Of The Asst Exec Dir - Internal Operations						
01 Administration and Clerical - 2390939						
1362	Assistant Executive Director	24		102,109	1.0	102,109
0050	Administrative Assistant IV	18	1.0	64,964	1.0	66,025
			1.0	\$167,073	2.0	\$168,134
02 Division I - 2390940						
1351	Superintendent	CO6	1.0	94,908	1.0	98,820
0048	Administrative Assistant III	16			0.5	19,049
0047	Administrative Assistant II	14	1.0	51,438	1.0	51,439
4731	Information Elevator Starter	X14	1.0	35,345	0.5	17,673
1352	Chief Correctional Officer	CO5	1.0	88,506		
5565	Correctional Commander	CO5			4.0	338,227
1354	Correctional Captain	CO4	4.0	326,106		
1355	Correctional Lieutenant	CO3	7.0	520,129	6.7	540,696
1361	Correctional Sergeant	CO2	16.0	1,107,252	15.7	1,137,134
1360	Correctional Officer	CO1	323.5	18,092,265	308.4	17,264,093
0671	Investigator II (Intensive Supervision)	CS2		46,858		
			354.5	\$20,362,807	337.8	\$19,467,131

PERSONAL SERVICES - SUMMARY OF POSITIONS BY BUSINESS UNIT AND JOB CODE
 DEPARTMENT 239 - DEPARTMENT OF CORRECTIONS

Job Code	Title	Grade	2010 Appropriation		Approved & Adopted	
			FTE Pos.	Salaries	FTE Pos.	Salaries
03 Division II - 2390941						
1351	Superintendent	CO6	1.0	93,498	1.0	95,383
5565	Correctional Commander	CO5			4.0	337,405
0048	Administrative Assistant III	16			0.5	19,049
0047	Administrative Assistant II	14	1.0	44,152	1.0	45,386
0907	Clerk V	11	1.0	40,393	1.0	40,394
1352	Chief Correctional Officer	CO5	1.0	90,742		
1354	Correctional Captain	CO4	4.0	317,242		
1355	Correctional Lieutenant	CO3	8.0	609,903	8.0	644,066
1361	Correctional Sergeant	CO2	15.0	1,032,705	14.4	1,033,177
1360	Correctional Officer	CO1	249.5	14,213,866	242.3	13,655,807
4839	Clerk IV-CNTY CLK/ROD/SHERIFF	11	1.0	40,393	1.0	40,394
			281.5	\$16,482,894	273.2	\$15,911,061
04 Division VI - 2390942						
1351	Superintendent	CO6	1.0	73,592	1.0	75,078
5565	Correctional Commander	CO5			3.0	246,837
1362	Assistant Executive Director	24			1.0	102,280
0048	Administrative Assistant III	16			0.5	19,049
1352	Chief Correctional Officer	CO5	1.0	102,109		
1354	Correctional Captain	CO4	3.0	241,956		
1355	Correctional Lieutenant	CO3	6.0	462,768	5.7	447,834
1361	Correctional Sergeant	CO2	13.0	872,013	12.4	872,260
1360	Correctional Officer	CO1	223.0	12,932,228	228.9	12,776,479
			247.0	\$14,684,666	252.5	\$14,539,817
05 Division IX - 2390943						
1351	Superintendent	CO6	2.0	186,996	2.0	190,746
5565	Correctional Commander	CO5			3.0	242,736
0048	Administrative Assistant III	16			0.5	19,049
0047	Administrative Assistant II	14	1.0	49,930	1.0	49,931
1354	Correctional Captain	CO4	3.0	237,931		
1355	Correctional Lieutenant	CO3	7.0	534,320	6.7	529,908
1361	Correctional Sergeant	CO2	15.0	1,015,784	15.0	1,074,226
1360	Correctional Officer	CO1	312.8	18,288,855	332.7	17,877,549
			340.8	\$20,313,816	360.9	\$19,984,145
06 Division X - 2390944						
1351	Superintendent	CO6	1.0	96,819	1.0	100,771
5565	Correctional Commander	CO5			3.0	243,142
1107	Programmer III	20	1.0	85,042		
0048	Administrative Assistant III	16			0.5	19,049
0047	Administrative Assistant II	14	1.0	49,439	1.0	49,440
1352	Chief Correctional Officer	CO5	1.0	92,108		
1354	Correctional Captain	CO4	4.0	317,638		
1355	Correctional Lieutenant	CO3	5.0	377,582	4.4	320,206
1361	Correctional Sergeant	CO2	12.0	769,302	10.8	747,492
1360	Correctional Officer	CO1	205.3	11,873,909	205.9	11,513,539
			230.3	\$13,661,839	226.6	\$12,993,639
07 Division XI - 2390945						
1351	Superintendent	CO6	1.0	99,263	1.0	94,274
5565	Correctional Commander	CO5			2.0	161,807
1107	Programmer III	20	1.0	43,808	1.0	44,406
0048	Administrative Assistant III	16			0.5	19,049

PERSONAL SERVICES - SUMMARY OF POSITIONS BY BUSINESS UNIT AND JOB CODE
DEPARTMENT 239 - DEPARTMENT OF CORRECTIONS

Job Code	Title	Grade	2010 Appropriation		Approved & Adopted	
			FTE Pos.	Salaries	FTE Pos.	Salaries
0047	Administrative Assistant II	14	1.0	49,439	1.0	49,440
1352	Chief Correctional Officer	CO5	1.0	90,742		
1354	Correctional Captain	CO4	3.0	241,161		
1355	Correctional Lieutenant	CO3	6.0	459,184	6.0	482,048
1361	Correctional Sergeant	CO2	19.0	1,273,620	17.8	1,240,089
1360	Correctional Officer	CO1	345.0	20,290,888	349.0	19,619,729
			377.0	\$22,548,105	378.3	\$21,710,842
08 Support Services - 2390946						
2152	Laundry Supervisor II	15	1.0	48,403	1.0	48,894
2384	Vehicle Service Man	15			1.0	36,256
0047	Administrative Assistant II	14	1.0	48,436	1.0	49,009
4731	Information Elevator Starter	X14	2.0	67,317	2.0	67,673
2145	Seamster I	X12	1.0	29,353	1.0	29,353
2171	Laundry Worker I	X11	1.0	29,352	1.0	29,353
2412	Janitor II	X09	3.0	112,580	2.0	74,150
1352	Chief Correctional Officer	CO5	1.0	86,754		
5565	Correctional Commander	CO5			3.0	250,331
1354	Correctional Captain	CO4	2.0	158,620		
1355	Correctional Lieutenant	CO3	1.0	73,679	1.0	77,805
1361	Correctional Sergeant	CO2	9.0	631,452	8.1	559,548
1360	Correctional Officer	CO1	73.0	4,315,749	66.9	4,084,795
4839	Clerk IV-CNTY CLK/ROD/SHERIFF	11	3.0	106,475	3.0	107,012
			98.0	\$5,708,170	91.0	\$5,414,179
03 Office Of The Asst. Exec. Dir. - Admin. & Planning						
01 Administration and Clerical - 2390948						
0048	Administrative Assistant III	16	1.0	43,808	1.0	44,073
1360	Correctional Officer	CO1	3.5	200,160	3.4	200,856
			4.5	\$243,968	4.4	\$244,929
02 Personnel and Payroll - 2390949						
0742	Personnel Manager V	22	1.0	90,742	1.0	90,743
0050	Administrative Assistant IV	18	2.0	124,263	2.0	125,083
0246	Payroll Division Supervisor III	18	2.0	129,324	2.0	131,690
4735	Benefits Coordinator-Sheriff	16	1.0	57,634	1.0	57,804
4737	FMLA Coordinator-Sheriff	16	1.0	48,162	1.0	48,698
0047	Administrative Assistant II	14	14.0	591,217	14.0	599,372
4839	Clerk IV-CNTY CLK/ROD/SHERIFF	11	1.0	32,454	1.0	32,976
			22.0	\$1,073,796	22.0	\$1,086,366
03 Data Processing - 2390950						
1107	Programmer III	20			0.5	26,344
1106	Programmer II	18			3.5	153,335
1355	Correctional Lieutenant	CO3	2.0	151,465	2.0	159,947
1360	Correctional Officer	CO1	4.0	234,420	4.0	234,421
			6.0	\$385,885	10.0	\$574,047
04 Print Shop - 2390951						
0050	Administrative Assistant IV	18	1.0	55,382	1.0	55,946
4705	Multilith Operator IV (D.O.C.)	15	1.0	55,334	1.0	55,335
2365	Lead Printer	X	1.0	67,329	1.0	67,330
4839	Clerk IV-CNTY CLK/ROD/SHERIFF	11	1.0	31,023	0.5	15,512
			4.0	\$209,068	3.5	\$194,123
05 Mail Room - 2390952						
0048	Administrative Assistant III	16	1.0	51,646	1.0	51,679

PERSONAL SERVICES - SUMMARY OF POSITIONS BY BUSINESS UNIT AND JOB CODE
DEPARTMENT 239 - DEPARTMENT OF CORRECTIONS

Job Code	Title	Grade	2010 Appropriation		Approved & Adopted	
			FTE Pos.	Salaries	FTE Pos.	Salaries
0907	Clerk V	11	15.0	619,652	15.5	597,345
			16.0	\$671,298	16.5	\$649,024
07 Business Office - 2390954						
0051	Administrative Assistant V	20	1.0	75,077	1.0	76,233
0050	Administrative Assistant IV	18	1.0	65,615	1.0	66,399
0048	Administrative Assistant III	16			0.5	19,049
1360	Correctional Officer	CO1	1.0	65,725	1.0	65,726
4843	Clerk V-County Clerk/Sheriff	14	1.0	51,438	1.0	51,439
4839	Clerk IV-CNTY CLK/ROD/SHERIFF	11	2.0	67,738	1.0	33,938
			6.0	\$325,593	5.5	\$312,784
08 Trust Property and Payouts - 2390955						
0252	Business Manager II	20	1.0	60,582	1.0	61,360
4763	Trust Supervisor-Sheriff	20	1.0	53,749	1.0	54,484
0048	Administrative Assistant III	16	1.0	55,382	1.0	56,218
0046	Administrative Assistant I	12	12.0	533,443	13.6	534,975
0907	Clerk V	11	4.0	157,372	4.0	159,268
1360	Correctional Officer	CO1	5.0	274,012	5.0	279,995
4841	Clerk V-CNTY CLK/ROD/SHERIFF	12	1.0	43,280	1.0	43,281
			25.0	\$1,177,820	26.6	\$1,189,581
09 Program Services Department - 2390956						
1387	Director Residential Program	24	1.0	102,109		
1362	Assistant Executive Director	24			1.0	102,109
0095	Program Coordinator	22			1.0	77,066
4752	Deputy Director-Sheriff	22	1.0	90,841		
0837	Law Librarian III	20	1.0	75,077	1.0	75,910
1515	Caseworker V	18	1.0	64,964	1.0	65,773
1369	Rehabilitation Worker III	17	3.0	164,729	3.0	165,687
0048	Administrative Assistant III	16	1.0	43,808	1.0	44,141
0835	Law Librarian I	16	1.0	59,100	1.5	81,177
1367	Rehabilitation Worker II	16	10.0	549,373	10.0	550,935
3976	Library Assistant	15	5.0	266,163	5.0	267,749
1355	Correctional Lieutenant	CO3	1.0	53,298	0.7	44,008
1360	Correctional Officer	CO1	1.0	63,196	1.0	63,197
4836	Admin Assistant II-CC/ROD/SHF	15	4.0	208,172	4.0	209,758
4865	Correctional Rehab Worker I	15	1.0	46,244	1.0	47,615
0047	Administrative Assistant II	14	5.0	222,924	5.0	228,177
1366	Rehabilitation Worker I	14	30.0	1,398,423	28.5	1,337,133
4841	Clerk V-CNTY CLK/ROD/SHERIFF	12	1.0	40,168	1.0	41,424
4839	Clerk IV-CNTY CLK/ROD/SHERIFF	11	2.0	74,391	1.5	50,937
			69.0	\$3,522,980	67.2	\$3,452,796
10 Central Warehouse - 2390957						
1235	Storekeeper V	14			2.0	87,620
1360	Correctional Officer	CO1	3.0	166,349	2.8	162,906
			3.0	\$166,349	4.8	\$250,526
12 Training Academy - 2390959						
1360	Correctional Officer	CO1	38.5	2,361,053	50.2	2,411,241
			38.5	\$2,361,053	50.2	\$2,411,241
13 Safety Division - 2390960						
0084	Safety Manager	23	1.0	97,304	1.0	98,390
2140	Dietician V	22	1.0	93,032	1.0	94,473
1052	Project Director II	21	1.0	65,289	1.0	66,127

PERSONAL SERVICES - SUMMARY OF POSITIONS BY BUSINESS UNIT AND JOB CODE
 DEPARTMENT 239 - DEPARTMENT OF CORRECTIONS

Job Code	Title	Grade	2010 Appropriation		Approved & Adopted	
			FTE Pos.	Salaries	FTE Pos.	Salaries
1712	Safety Officer	20	1.0	77,742	1.0	79,234
2033	Sanitarian IV	20			1.0	52,688
1366	Rehabilitation Worker I	14	1.0	44,152	1.0	44,778
1361	Correctional Sergeant	CO2	1.0	71,807	1.0	75,829
4839	Clerk IV-CNTY CLK/ROD/SHERIFF	11	1.0	40,393	1.0	40,394
			7.0	\$489,719	8.0	\$551,913
04 Office Of The Asst. Exec. Dir. - Programs & Special Units						
02 Record Office - 2390962						
1355	Correctional Lieutenant	CO3	2.0	159,848	2.0	164,327
1361	Correctional Sergeant	CO2	9.0	601,266	7.5	502,492
5274	Records Unit Supervisor	24		80,000		
5416	Quality Assurance Auditor	16			3.0	114,294
4835	Admin Assistant I-Cnty Clk/Shf	14	60.0	2,882,690	59.5	2,827,042
4841	Clerk V-CNTY CLK/ROD/SHERIFF	12	4.0	168,935	3.7	151,014
0907	Clerk V	11	1.0	32,454	1.0	32,976
4839	Clerk IV-CNTY CLK/ROD/SHERIFF	11	4.0	152,062	4.0	153,331
4861	Cashier II (Recorder)	11	1.0	35,584	1.0	36,947
			81.0	\$4,112,839	81.7	\$3,982,423
03 Receiving and Classification - 2390963						
1351	Superintendent	CO6	1.0	93,498	1.0	95,032
5565	Correctional Commander	CO5			2.0	162,230
0047	Administrative Assistant II	14	1.0	49,439	1.0	49,440
1354	Correctional Captain	CO4	2.0	159,018		
1355	Correctional Lieutenant	CO3	2.0	151,465	2.0	159,947
1361	Correctional Sergeant	CO2	12.0	767,870	11.7	822,499
1360	Correctional Officer	CO1	146.0	8,533,827	134.3	7,930,199
			164.0	\$9,755,117	152.0	\$9,219,347
06 Division V - 2390964						
1351	Superintendent	CO6	1.0	99,263	1.0	101,364
0048	Administrative Assistant III	16			0.5	19,049
0047	Administrative Assistant II	14	1.0	49,439	1.0	49,440
1352	Chief Correctional Officer	CO5	1.0	86,754		
5565	Correctional Commander	CO5			3.0	250,107
1354	Correctional Captain	CO4	6.0	405,618		
1355	Correctional Lieutenant	CO3	5.0	368,207	5.0	388,828
1361	Correctional Sergeant	CO2	9.0	600,806	8.7	628,322
1360	Correctional Officer	CO1	200.3	12,133,043	205.0	11,530,737
			223.3	\$13,743,130	224.2	\$12,967,847
07 Division IV - 2390965						
1351	Superintendent	CO6	1.0	94,908	1.0	98,720
0048	Administrative Assistant III	16			0.5	19,049
0047	Administrative Assistant II	14	1.0	48,436	1.0	48,437
1352	Chief Correctional Officer	CO5	1.0	86,754		
5565	Correctional Commander	CO5			3.0	254,026
1354	Correctional Captain	CO4	6.0	376,172		
1355	Correctional Lieutenant	CO3	5.0	378,636	5.0	401,983
1361	Correctional Sergeant	CO2	10.0	651,464	9.1	610,593
1360	Correctional Officer	CO1	136.2	7,936,369	142.1	7,965,958
			160.2	\$9,572,739	161.7	\$9,398,766
09 Division VIII - Cermak - 2390966						
1351	Superintendent	CO6	1.0	98,770	1.0	102,962

PERSONAL SERVICES - SUMMARY OF POSITIONS BY BUSINESS UNIT AND JOB CODE

DEPARTMENT 239 - DEPARTMENT OF CORRECTIONS

Job Code	Title	Grade	2010 Appropriation		Approved & Adopted	
			FTE Pos.	Salaries	FTE Pos.	Salaries
1352	Chief Correctional Officer	CO5	1.0	92,568		
5565	Correctional Commander	CO5			3.5	287,090
0048	Administrative Assistant III	16			0.5	29,223
0047	Administrative Assistant II	14	1.0	51,438	1.0	51,439
1354	Correctional Captain	CO4	6.0	429,838		
1355	Correctional Lieutenant	CO3	7.0	505,525	6.1	456,715
1361	Correctional Sergeant	CO2	19.0	1,250,012	18.7	1,311,555
1360	Correctional Officer	CO1	320.2	18,206,310	317.2	17,952,580
			355.2	\$20,634,461	348.0	\$20,191,564
05 Office Of The Asst. Exec. Dir. - External Operations						
02 Chief of Security - 2390968						
1351	Superintendent	CO6	2.0	192,268	2.0	190,982
1344	Radio Dispatcher	16			1.5	57,147
0048	Administrative Assistant III	16			6.0	238,762
0047	Administrative Assistant II	14	1.0	46,244	1.0	46,245
1352	Chief Correctional Officer	CO5	2.0	173,944		
5565	Correctional Commander	CO5			3.0	258,369
1354	Correctional Captain	CO4	3.0	186,272		
1355	Correctional Lieutenant	CO3	6.0	454,321	5.7	440,863
1361	Correctional Sergeant	CO2	20.0	1,384,099	19.4	1,415,728
1360	Correctional Officer	CO1	328.4	20,053,370	320.1	18,989,632
4839	Clerk IV-CNTY CLK/ROD/SHERIFF	11	1.0	39,239	1.0	39,240
			363.4	\$22,529,757	359.7	\$21,676,968
03 Transportation - 2390969						
1354	Correctional Captain	CO4	1.0	53,481		
1361	Correctional Sergeant	CO2	4.0	276,766	4.0	292,711
1360	Correctional Officer	CO1	81.6	5,067,579	78.9	4,849,261
4841	Clerk V-CNTY CLK/ROD/SHERIFF	12	1.0	38,205	1.0	39,287
			87.6	\$5,436,031	83.9	\$5,181,259
04 Canine Unit - 2390970						
5565	Correctional Commander	CO5			1.0	81,318
0597	Canine Specialist	18	9.0	503,765	8.0	510,014
1354	Correctional Captain	CO4	1.0	79,707		
1355	Correctional Lieutenant	CO3	1.0	53,298	0.7	42,213
			11.0	\$636,770	9.7	\$633,545
05 Special Response Team - 2390971						
1354	Correctional Captain	CO4	2.0	106,962		
1355	Correctional Lieutenant	CO3	1.0	73,679	1.0	78,762
1360	Correctional Officer	CO1	60.4	3,470,635	60.3	3,337,760
			63.4	\$3,651,276	61.3	\$3,416,522
06 Communications Center - 2390972						
1344	Radio Dispatcher	16			0.5	19,049
1361	Correctional Sergeant	CO2	1.0	60,586	1.0	66,700
			1.0	\$60,586	1.5	\$85,749
06 External Security Beds						
01 Criminal Intelligence Unit - 2390973						
1351	Superintendent	CO6			1.0	95,383
5319	Director of Criminal Intelligence	24			1.0	104,106
0641	Investigator IV	20			1.0	70,218
0292	Administrative Analyst II	19			1.0	72,526
0048	Administrative Assistant III	16			1.0	44,691

PERSONAL SERVICES - SUMMARY OF POSITIONS BY BUSINESS UNIT AND JOB CODE
 DEPARTMENT 239 - DEPARTMENT OF CORRECTIONS

Job Code	Title	Grade	2010 Appropriation		Approved & Adopted	
			FTE Pos.	Salaries	FTE Pos.	Salaries
0698	Investigator (Doc)	IS2			1.0	56,066
					6.0	\$442,990
Total Salaries and Positions			3,670.2	\$216,717,976	3,666.0	\$210,602,924
Turnover Adjustment						(17,901,245)
Operating Funds Total			3,670.2	\$216,717,976	3,666.0	\$192,701,679

PERSONAL SERVICES - SUMMARY OF POSITIONS BY GRADE
DEPARTMENT 239 - DEPARTMENT OF CORRECTIONS

Grade	2010 Appropriation		Approved & Adopted	
	FTE Pos.	Salaries	FTE Pos.	Salaries
X14	3.0	102,662	2.5	85,346
X12	1.0	29,353	1.0	29,353
X11	1.0	29,352	1.0	29,353
X09	3.0	112,580	2.0	74,150
X	1.0	67,329	1.0	67,330
IS2			1.0	56,066
CS2		46,858		
CO6	13.0	1,223,783	14.0	1,339,515
CO5	11.0	990,981	37.5	3,113,625
CO4	50.0	3,637,722		
CO3	73.0	5,467,231	69.7	5,464,559
CO2	185.0	12,438,611	176.3	12,466,184
CO1	3,072.2	179,403,194	3,069.7	173,350,217
24	7.0	919,410	10.0	1,033,687
23	1.0	97,304	1.0	98,390
22	4.0	370,473	4.0	358,200
21	2.0	131,894	2.0	133,691
20	9.0	623,124	11.5	765,169
19			1.0	72,526
18	18.0	1,067,663	22.0	1,300,563
17	3.0	164,729	3.0	165,687
16	19.0	1,013,758	40.0	1,848,509
15	12.0	624,316	13.0	665,607
14	124.0	5,822,756	125.0	5,855,312
12	19.0	824,031	20.3	809,981
11	39.0	1,508,862	37.5	1,419,904
Total Salaries and Positions	3,670.2	\$216,717,976	3,666.0	\$210,602,924
Turnover Adjustment				(17,901,245)
Operating Funds Total	3,670.2	\$216,717,976	3,666.0	\$192,701,679

DEPARTMENT OVERVIEW
249 SHERIFF'S MERIT BOARD

Department Mission

The Sheriff's Merit Board is bifurcated by Law and Regulations to assure fairness in the hiring and promotional practices of the Cook County Sheriff's Office and to provide equality and justice in the statutorily founded disciplinary process. The Merit Board's primary responsibility is to provide the Sheriff with a certified roster of eligible candidates for open positions who possess the knowledge, skills, and abilities necessary for hiring. In addition, upon the Sheriff's referral, the mission of the Merit Board is to conduct hearings on incidents involving possible disciplinary matters. The Merit Board remains in compliance with all legal and regulatory mandates, as defined in by the Illinois Compiled Statutes (ILCS) Chapter 55 section 3-7 and the Sheriff's Merit Board Rules and Regulations, thereby ensuring the integrity of the Cook County Sheriff's Office's hiring process.

The Merit Board provides accessible written examinations, physical ability tests, and related applicant screening by engaging an investigative staff that are trained in the Board's system of auditing, reviewing, and confirming content with every applicant file. We engage all relevant media and recruiting avenues to announce application availability, in order to provide an opportunity for employment to candidates from all demographics, ethnicities, and areas of Cook County. Applications were recently made available online, which made applying for positions more convenient, as well as cut the costs of the hiring process. Disciplinary Board hearings conform to administrative law.

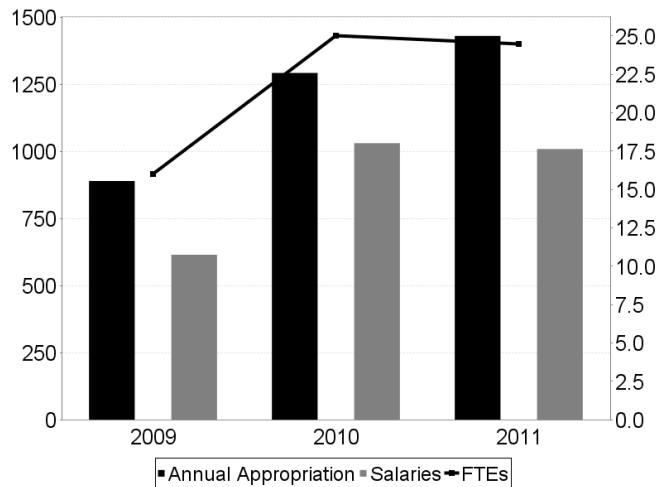
Goals and Objectives

- Continue to exist the Sheriff's Office in the process of hiring, discipline and promotion of sworn employees.

Summary of Operations

The Sheriff's Merit Board conducts applicant testing of candidates for hiring and promotional purposes. Furthermore, the Sheriff's Merit Board conducts hearings on disciplinary matter which are referred to the Sheriff's Merit Board by the Sheriff wherein the recommended discipline exceeds thirty day suspension. The Board will assure that such hearings are conducted in conformance with all legal and regulatory mandates. At the request of the Sheriff, the Merit Board will offer and oversee written examinations for eight specific positions among the three major divisions, which are the Court Services, the Department of Corrections, and the Sheriff's Police Department.

Appropriations (\$ thousands)			
Fund Category	2009 Adopted	2010 Adopted	2011 Approved and Adopted
General	889.3	1,291.9	1,429.9
Total	889.3	1,291.9	1,429.9
	Adopted	Adopted	Adopted
FTE Positions	16.0	25.0	24.5



Major Accomplishments

- Ensured that personnel actions of the Sheriff's Department are done fairly and equitably.
- Tested a record number of Correctional Officer candidates.

DISTRIBUTION BY APPROPRIATION CLASSIFICATION
DEPARTMENT 249 - SHERIFF'S MERIT BOARD

Account	2010 Expenditures	2010 Adjusted Appropriation	Approved & Adopted	Difference
Personal Services				
110/501010 Salaries and Wages of Regular Employees	914,816.94	1,039,909	1,008,511	(31,398)
183/501770 Seminars for Professional Employees		300	300	
186/501860 Training Programs for Staff Personnel	2,620.00	3,000	6,000	3,000
190/501970 Transportation and Other Travel Expenses for Employees	3,185.00	3,400	3,400	
Personal Services Total	920,621.94	1,046,609	1,018,211	(28,398)
Contractual Services				
225/520260 Postage	7,492.00	7,500	17,500	10,000
240/520490 Printing and Publishing	3,288.05	3,000	3,000	
245/520610 Advertising For Specific Purposes	1,000.00	2,000	2,000	
260/520830 Professional and Managerial Services	171,425.00	180,000	322,000	142,000
268/521030 Court Reporting, Stenographic, Transcribing, or Interpreter Services	34,358.95	35,000	37,500	2,500
Contractual Services Total	217,564.00	227,500	382,000	154,500
Supplies and Materials				
353/530640 Books, Periodicals, Publications, Archives and Data Services	223.10	500	500	
360/530790 Medical, Dental, and Laboratory and Supplies	22,880.00	25,000	25,000	
Supplies and Materials Total	23,103.10	25,500	25,500	
Operations and Maintenance				
440/540130 Maintenance and Repair of Office Equipment	928.95	1,000	1,200	200
Operations and Maintenance Total	928.95	1,000	1,200	200
Rental and Leasing				
630/550010 Rental of Office Equipment	828.00	1,000	1,000	
630/550018 County Wide Canon Photocopier Lease			2,000	2,000
Rental and Leasing Total	828.00	1,000	3,000	2,000
Operating Funds Total	1,163,045.99	1,301,609	1,429,911	128,302

PERSONAL SERVICES - SUMMARY OF POSITIONS BY BUSINESS UNIT AND JOB CODE
DEPARTMENT 249 - SHERIFF'S MERIT BOARD

Job Code	Title	Grade	2010 Appropriation		Approved & Adopted	
			FTE Pos.	Salaries	FTE Pos.	Salaries
01 General Administration						
01 Clerical Certification of Payrolls - 2490902						
0098	Chairman - Sheriff's Merit Board		1.0	31,680	1.0	31,680
0099	Merit Board Member		8.0	211,178	8.0	211,176
0720	Merit Board Administrator	23	1.0	100,260	1.0	101,097
0050	Administrative Assistant IV	18	2.0	116,648	2.0	118,178
0640	Investigator III	18			1.0	64,797
0698	Investigator (Doc)	IS2			1.0	53,264
0699	Investigator (Court Services)	IS2			0.5	29,643
			12.0	\$459,766	14.5	\$609,835
02 Selection Process						
01 Processing Applications - 2490903						
0252	Business Manager II	20	1.0	60,582	1.0	61,360
0640	Investigator III	18	9.0	483,647	7.0	338,127
0047	Administrative Assistant II	14	2.0	91,640	2.0	92,875
0638	Investigator I	14	1.0	36,424		1
			13.0	\$672,293	10.0	\$492,363
Total Salaries and Positions			25.0	\$1,132,059	24.5	\$1,102,198
Turnover Adjustment						(93,687)
Operating Funds Total			25.0	\$1,132,059	24.5	\$1,008,511

PERSONAL SERVICES - SUMMARY OF POSITIONS BY GRADE
DEPARTMENT 249 - SHERIFF'S MERIT BOARD

Grade	2010 Appropriation		Approved & Adopted	
	FTE Pos.	Salaries	FTE Pos.	Salaries
	9.0	242,858	9.0	242,856
IS2			1.5	82,907
23	1.0	100,260	1.0	101,097
20	1.0	60,582	1.0	61,360
18	11.0	600,295	10.0	521,102
14	3.0	128,064	2.0	92,876
Total Salaries and Positions	25.0	\$1,132,059	24.5	\$1,102,198
Turnover Adjustment				(93,687)
Operating Funds Total	25.0	\$1,132,059	24.5	\$1,008,511

DEPARTMENT OVERVIEW

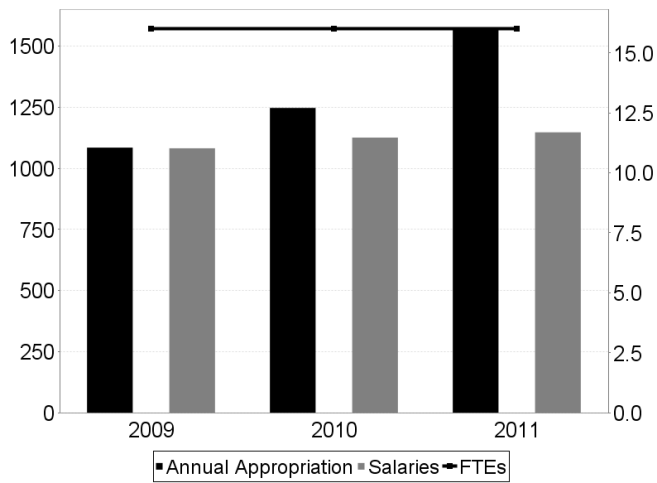
535 INTERGOVERNMENTAL AGREEMENT/ETSB

Department Mission

To provide 9-1-1 telephone service to unincorporated Cook County and the municipalities of the 9-1-1 telephone system, providing emergency telephone access to all areas of unincorporated Cook County and the municipalities of Dixmoor, Ford Heights, Golf, Northlake, Phoenix, Robbins, and Stone Park.

Summary of Operations

Appropriations (\$ thousands)			
Fund Category	2009 Adopted	2010 Adopted	2011 Approved and Adopted
General	1,084.6	1,247.1	1,570.3
Total	1,084.6	1,247.1	1,570.3
	Adopted	Adopted	Adopted
FTE Positions	16.0	16.0	16.0



DISTRIBUTION BY APPROPRIATION CLASSIFICATION
DEPARTMENT 535 - INTERGOVERNMENTAL AGREEMENT/ETSB

Account	2010 Expenditures	2010 Adjusted Appropriation	Approved & Adopted	Difference	
Personal Services					
110/501010	Salaries and Wages of Regular Employees	1,211,576.51	1,125,740	1,147,255	21,515
120/501210	Overtime Compensation	154,783.18	90,000	130,000	40,000
124/501250	Employee Health Insurance Allotment	800.00			
170/501510	Mandatory Medicare Costs	17,133.85	16,329	16,258	(71)
174/501570	Pension	77,935.58		150,962	150,962
175/501590	Life Insurance Program	3,082.06	4,082	4,051	(31)
176/501610	Health Insurance	195,967.26	202,560	240,612	38,052
177/501640	Dental Insurance Plan	8,896.10	7,722	7,591	(131)
179/501690	Vision Care Insurance	1,751.84	2,076	1,991	(85)
189/501950	Allowances Per Collective Bargaining Agreement	3,500.00		3,500	3,500
Personal Services Total		1,675,426.38	1,448,509	1,702,220	253,711
Operations and Maintenance					
441/540170	Maintenance and Repair of Data Processing Equipment and Software		8,053		(8,053)
Operations and Maintenance Total			8,053		(8,053)
Rental and Leasing					
630/550010	Rental of Office Equipment	1,688.00	1,688		(1,688)
630/550018	County Wide Canon Photocopier Lease			1,000	1,000
Rental and Leasing Total		1,688.00	1,688	1,000	(688)
Contingency and Special Purposes					
818/580033	Reimbursement to Designated Fund	(256,515.00)	(256,515)	(348,808)	(92,293)
883/580260	Cook County Administration	45,345.00	45,345	215,924	170,579
Contingency and Special Purposes Total		(211,170.00)	(211,170)	(132,884)	78,286
Operating Funds Total		1,465,944.38	1,247,080	1,570,336	323,256

PERSONAL SERVICES - SUMMARY OF POSITIONS BY BUSINESS UNIT AND JOB CODE
DEPARTMENT 535 - INTERGOVERNMENTAL AGREEMENT/ETSB

Job Code	Title	Grade	2010 Appropriation		Approved & Adopted	
			FTE Pos.	Salaries	FTE Pos.	Salaries
01 Emergency Telephone Systems Board						
01 Administration and Clerical - 5351472						
1039	ETSB Coordinator	24	1.0	105,000	1.0	105,000
0295	Administrative Analyst V	23	1.0	92,568	1.0	94,417
0294	Administrative Analyst IV	22	1.0	88,065	1.0	89,376
0051	Administrative Assistant V	20	1.0	74,703	1.0	76,192
0292	Administrative Analyst II	19	2.0	118,008	2.0	118,689
			6.0	\$478,344	6.0	\$483,674
02 ETSB Dispatch Personnel - 5350623						
4734	Telecommunicator Supervisor	19	3.0	212,255	3.0	214,319
4733	Telecommunicator-Sheriff	17	4.0	232,263	4.0	233,495
			7.0	\$444,518	7.0	\$447,814
03 Forest Preserve Dispatch Personnel - 5350624						
4734	Telecommunicator Supervisor	19	3.0	210,795	3.0	215,767
			3.0	\$210,795	3.0	\$215,767
Total Salaries and Positions			16.0	\$1,133,657	16.0	\$1,147,255

PERSONAL SERVICES - SUMMARY OF POSITIONS BY GRADE
 DEPARTMENT 535 - INTERGOVERNMENTAL AGREEMENT/ETSB

Grade	2010 Appropriation		Approved & Adopted	
	FTE Pos.	Salaries	FTE Pos.	Salaries
24	1.0	105,000	1.0	105,000
23	1.0	92,568	1.0	94,417
22	1.0	88,065	1.0	89,376
20	1.0	74,703	1.0	76,192
19	8.0	541,058	8.0	548,775
17	4.0	232,263	4.0	233,495
Total Salaries and Positions	16.0	\$1,133,657	16.0	\$1,147,255

DEPARTMENT OVERVIEW

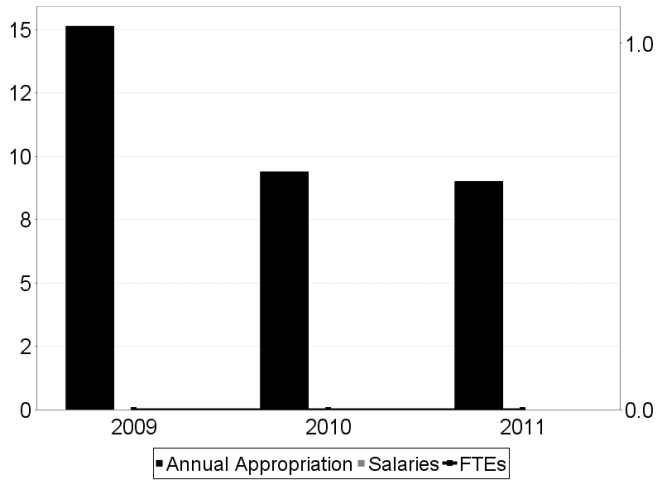
546 SHERIFF'S YOUTHFUL OFFENDER ALCOHOL & DRUG EDUCATION

Department Mission

To provide an educational alternative for youthful offenders and their parents to assist the court and community in decreasing alcohol and other drug use while increasing information regarding the negative consequences of such use.

Summary of Operations

Appropriations (\$ thousands)			
Fund Category	2009 Adopted	2010 Adopted	2011 Approved and Adopted
General	15.1	9.4	9.0
Total	15.1	9.4	9.0
	Adopted	Adopted	Adopted
FTE Positions	0	0	0



DISTRIBUTION BY APPROPRIATION CLASSIFICATION
DEPARTMENT 546 - SHERIFF'S YOUTHFUL OFFENDER ALCOHOL & DRUG EDUCATION

Account	2010 Expenditures	2010 Adjusted Appropriation	Approved & Adopted	Difference
Personal Services				
186/501860 Training Programs for Staff Personnel	450.00	500	500	
190/501970 Transportation and Other Travel Expenses for Employees	168.21	500	500	
Personal Services Total	618.21	1,000	1,000	
Contractual Services				
225/520260 Postage		1,500	1,500	
240/520490 Printing and Publishing	2,083.67	3,000	3,000	
Contractual Services Total	2,083.67	4,500	4,500	
Supplies and Materials				
350/530600 Office Supplies	1,959.55	2,000	2,000	
353/530640 Books, Periodicals, Publications, Archives and Data Services		500	500	
388/531650 Computer Operation Supplies	954.83	1,000	1,000	
Supplies and Materials Total	2,914.38	3,500	3,500	
Contingency and Special Purposes				
883/580260 Cook County Administration	396.00	396	18	(378)
Contingency and Special Purposes Total	396.00	396	18	(378)
Operating Funds Total	6,012.26	9,396	9,018	(378)

DEPARTMENT OVERVIEW

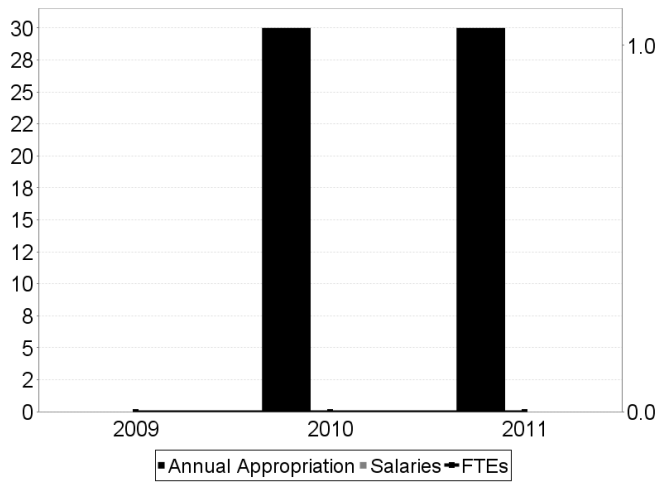
573 WOMEN'S JUSTICE SERVICES FUND

Department Mission

Funds utilized for purposes related to operation of the rehabilitation programs provided by The Sheriff's Department of Women's Justice Services, including mental health and substance abuse services.

Summary of Operations

Appropriations (\$ thousands)			
Fund Category	2009 Adopted	2010 Adopted	2011 Approved and Adopted
General	0	30.0	30.0
Total	0	30.0	30.0
	Adopted	Adopted	Adopted
FTE Positions	0	0	0



DISTRIBUTION BY APPROPRIATION CLASSIFICATION
DEPARTMENT 573 - WOMEN'S JUSTICE SERVICES FUND

Account	2010 Expenditures	2010 Adjusted Appropriation	Approved & Adopted	Difference
Contractual Services				
298/521310 Special or Cooperative Programs		30,000		(30,000)
298/521343 Preventive Programs			30,000	30,000
Contractual Services Total		30,000	30,000	
Operating Funds Total		30,000	30,000	

DEPARTMENT OVERVIEW
 577 VEHICLE PURCHASE FUND

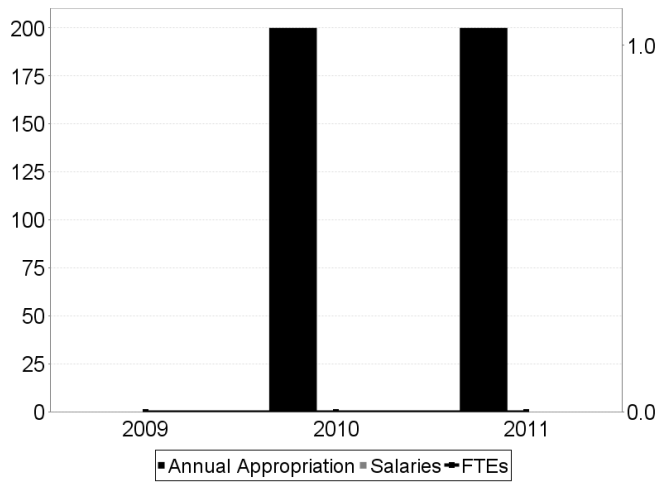
Department Mission

The fund was created to comply with an Act of the Illinois General Assembly (625 ILCS 5/16-104c) which states that any person who receives a disposition of court supervision for a violation of the Illinois Vehicle code or a similar local ordinance shall pay an additional fee of \$20. The fee shall be disbursed to the law enforcement agency that employed the arresting officer and shall be used for the acquisition or maintenance of police vehicles.

The fines are collected by the Clerk of the Circuit Court and remitted to the County Comptroller on behalf of the Sheriff's Office. Fund balances will be accumulated and used to purchase vehicles.

Summary of Operations

Appropriations (\$ thousands)			
Fund Category	2009 Adopted	2010 Adopted	2011 Approved and Adopted
General	0	200.0	200.0
Total	0	200.0	200.0
	Adopted	Adopted	Adopted
FTE Positions	0	0	0



DISTRIBUTION BY APPROPRIATION CLASSIFICATION
DEPARTMENT 577 - VEHICLE PURCHASE FUND

Account	2010 Expenditures	2010 Adjusted Appropriation	Approved & Adopted	Difference
Capital Equipment and Improvements				
549/560610 Vehicle Purchase		200,000		(200,000)
549/560612 Vehicles-Minor			200,000	200,000
Capital Equipment and Improvements Total		200,000	200,000	
Operating Funds Total		200,000	200,000	

