

SECTION CONTENTS

Bureau Summary of Appropriations and Positions	
Bureau Distribution By Appropriation Classification	
Department Overview	
Department Budget	
-- Distribution By Appropriation Classification	
-- Personal Services, Summary of Positions	
-- Summary of Positions by Grade	

018 - Office Of The Secretary To The Board of Commissioners	N - 4
081 - First District -Office of the County Commissioner	N - 8
082 - Second District -Office of the County Commissioner	N - 12
083 - Third District -Office of the County Commissioner	N - 16
084 - Fourth District -Office of the County Commissioner	N - 20
085 - Fifth District -Office of the County Commissioner	N - 24
086 - Sixth District -Office of the County Commissioner	N - 28
087 - Seventh District -Office of the County Commissioner	N - 32
088 - Eighth District -Office of the County Commissioner	N - 36
089 - Ninth District -Office of the County Commissioner	N - 40
090 - Tenth District -Office of the County Commissioner	N - 44
091 - Eleventh District -Office of the County Commissioner	N - 48
092 - Twelfth District -Office of the County Commissioner	N - 52
093 - Thirteenth District -Office of the County Commissioner	N - 56
094 - Fourteenth District -Office of the County Commissioner	N - 60
095 - Fifteenth District -Office of the County Commissioner	N - 64
096 - Sixteenth District -Office of the County Commissioner	N - 68
097 - Seventeenth District -Office of the County Commissioner	N - 72

BUREAU SUMMARY
 COOK COUNTY BOARD OF COMMISSIONERS

SUMMARY OF APPROPRIATIONS

Department and Title	2010 Expenditures	2010 Adjusted Appropriation	Approved & Adopted	Difference
Corporate Fund				
018 - Office Of The Secretary To The Board of Commissioners	1,155,555.97	1,170,222	1,114,619	(55,603)
081 - First District -Office of the County Commissioner	421,458.28	421,489	360,000	(61,489)
082 - Second District -Office of the County Commissioner	383,931.11	383,969	360,000	(23,969)
083 - Third District -Office of the County Commissioner	288,759.09	343,425	360,000	16,575
084 - Fourth District -Office of the County Commissioner	356,383.02	360,008	360,000	(8)
085 - Fifth District -Office of the County Commissioner	419,016.91	419,133	360,000	(59,133)
086 - Sixth District -Office of the County Commissioner	417,754.29	420,660	360,000	(60,660)
087 - Seventh District -Office of the County Commissioner	483,765.93	459,975	360,000	(99,975)
088 - Eighth District -Office of the County Commissioner	358,524.19	416,029	360,000	(56,029)
089 - Ninth District -Office of the County Commissioner	354,033.28	357,979	360,000	2,021
090 - Tenth District -Office of the County Commissioner	314,578.33	341,052	360,000	18,948
091 - Eleventh District -Office of the County Commissioner	378,687.56	526,954	500,606	(26,348)
092 - Twelfth District -Office of the County Commissioner	255,586.89	329,660	360,000	30,340
093 - Thirteenth District -Office of the County Commissioner	356,606.10	357,524	360,000	2,476
094 - Fourteenth District -Office of the County Commissioner	353,448.99	402,977	360,000	(42,977)
095 - Fifteenth District -Office of the County Commissioner	314,479.91	351,014	360,000	8,986
096 - Sixteenth District -Office of the County Commissioner	334,358.67	321,473	360,000	38,527
097 - Seventeenth District -Office of the County Commissioner	366,735.79	367,639	360,000	(7,639)
Corporate Fund Total	7,313,664.31	7,751,182	7,375,225	(375,957)
General Fund Total	7,313,664.31	7,751,182	7,375,225	(375,957)
Total Appropriations	7,313,664.31	7,751,182	7,375,225	(375,957)

SUMMARY OF POSITIONS

Department and Title	2010 Approved Positions	Approved & Adopted	Difference
Corporate Fund			
018 - Office Of The Secretary To The Board of Commissioners	9.0	11.6	2.6
081 - First District -Office of the County Commissioner	5.0	5.0	
082 - Second District -Office of the County Commissioner	5.0	5.0	
083 - Third District -Office of the County Commissioner	3.1	3.7	0.6
084 - Fourth District -Office of the County Commissioner	5.0	5.0	
085 - Fifth District -Office of the County Commissioner	5.0	4.2	(0.8)
086 - Sixth District -Office of the County Commissioner	5.0	5.0	
087 - Seventh District -Office of the County Commissioner	5.0	4.0	(1.0)
088 - Eighth District -Office of the County Commissioner	5.0	5.0	
089 - Ninth District -Office of the County Commissioner	4.5	4.5	
090 - Tenth District -Office of the County Commissioner	5.0	4.0	(1.0)
091 - Eleventh District -Office of the County Commissioner	5.7	5.7	
092 - Twelfth District -Office of the County Commissioner	4.2	4.0	(0.2)
093 - Thirteenth District -Office of the County Commissioner	4.2	4.2	
094 - Fourteenth District -Office of the County Commissioner	4.0	4.0	
095 - Fifteenth District -Office of the County Commissioner	4.0	4.0	
096 - Sixteenth District -Office of the County Commissioner	4.0	4.4	0.4
097 - Seventeenth District -Office of the County Commissioner	4.0	4.0	
Corporate Fund Total	86.7	87.3	0.6

BUREAU SUMMARY
COOK COUNTY BOARD OF COMMISSIONERS

Department and Title	2010 Approved Positions	Approved & Adopted	Difference
General Fund Total	86.7	87.3	0.6
Total Positions	86.7	87.3	0.6

DISTRIBUTION BY APPROPRIATION CLASSIFICATION
 COOK COUNTY BOARD OF COMMISSIONERS

Account	2010 Expenditures	2010 Adjusted Appropriation	Approved & Adopted	Difference
Personal Services				
110/501010 Salaries and Wages of Regular Employees	6,089,897.91	6,245,104	6,259,707	14,603
133/501360 Per Diem Personnel	156,240.00	204,356	15,600	(188,756)
190/501970 Transportation and Other Travel Expenses for Employees			5,000	5,000
Personal Services Total	6,246,137.91	6,449,460	6,280,307	(169,153)
Contractual Services				
224/520240 Cable Casting	166,259.89	173,800	98,750	(75,050)
225/520260 Postage	1,500.00	1,500	1,500	
240/520490 Printing and Publishing		100	100	
260/520830 Professional and Managerial Services	195,387.26	238,077	177,597	(60,480)
268/521030 Court Reporting, Stenographic, Transcribing, or Interpreter Services	67,695.00	68,490	30,000	(38,490)
289/521220 Technical Services for the Cook County Board of Commissioner	51,278.30	102,628	100,718	(1,910)
Contractual Services Total	482,120.45	584,595	408,665	(175,930)
Supplies and Materials				
350/530600 Office Supplies	128,881.68	200,764	185,609	(15,155)
353/530640 Books, Periodicals, Publications, Archives and Data Services		600	5,420	4,820
353/530675 County Wide Lexis-Nexis Contract			1,600	1,600
388/531650 Computer Operation Supplies			178	178
397/531920 Office Expense - Secretary to the Board of Commissioners	41,015.64	41,000	15,000	(26,000)
398/531940 Office Expenses - Chairman, Committee on Finance		5,000	4,200	(800)
Supplies and Materials Total	169,897.32	247,364	212,007	(35,357)
Operations and Maintenance				
429/540090 Utilities	24,801.86	34,266	37,788	3,522
441/540170 Maintenance and Repair of Data Processing Equipment and Software		100	100	
441/540172 County Wide Contract for Maintenance of Data Processing Equipment			6,288	6,288
Operations and Maintenance Total	24,801.86	34,366	44,176	9,810
Capital Equipment and Improvements				
579/560450 Computer Equipment		178		(178)
Capital Equipment and Improvements Total		178		(178)
Rental and Leasing				
630/550018 County Wide Canon Photocopier Lease			16,164	16,164
660/550130 Rental of Facilities	194,735.43	220,338	235,606	15,268
Rental and Leasing Total	194,735.43	220,338	251,770	31,432
Contingency and Special Purposes				
880/580220 Institutional Memberships & Fees	68,750.00	68,900	68,900	
890/580300 General and Contingent Expenses	127,221.34	145,981	109,400	(36,581)
Contingency and Special Purposes Total	195,971.34	214,881	178,300	(36,581)
Operating Funds Total	7,313,664.31	7,751,182	7,375,225	(375,957)
(717) New/Replacement Capital Equipment				
579/560450 Computer Equipment		75,000		(75,000)
		75,000		(75,000)
Total Capital Equipment Request Total		75,000		(75,000)

DEPARTMENT OVERVIEW

018 OFFICE OF THE SECRETARY TO THE BOARD OF COMMISSIONERS

Department Mission

We exist to: The mission of the Office of the Secretary to the Board of Commissioners is to provide legislative support and information for the Cook County Board of Commissioners, the President, all elected officials, agencies and departments of the county and members of the public

In Order : For those entities to present items before the Board for consideration and provide information and public comment regarding the proceedings and policies of the Board and its committees

So That : The legislative process in the County of Cook will be efficient, effective, open and transparent.

Goals and Objectives

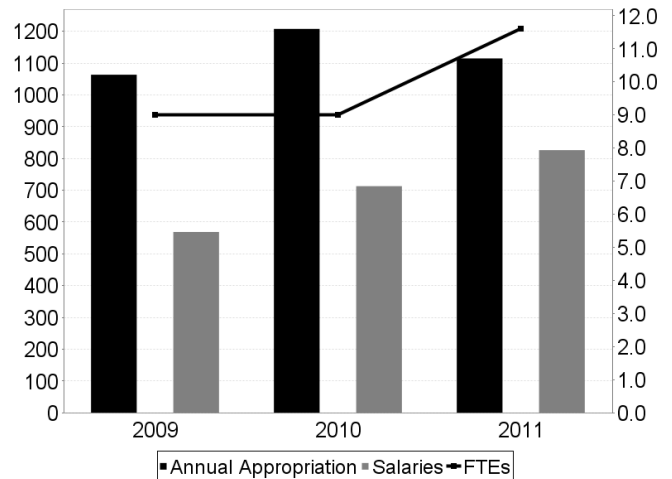
- Oversee the Board's administrative and office budgets
- Staff the regular County Board meetings
- Prepare the regularly scheduled Finance, Roads & Bridges, and Zoning & Building meetings notices, agendas and reports
- Hold the communication and backup records of all items referred to the Board's legislative committees and subcommittees
- Prepare the public meeting notices and write the Committee Reports for all meetings called by the respective Chairman
- Coordinate public hearings on various issues as well as the annual budget meetings
- Schedules inter-office and public use of the County Board Room

Summary of Operations

The Secretary of the Board of Commissioners serves as the liaison between the President's Office and the Board of Commissioners, attends all County Board Meetings and committee meetings and works with the Clerk of the Board to prepare the agenda for Board Meetings. Further responsibilities include preparing of meeting notices and agendas, recording all meetings, and handling the payroll and accounts payable functions for the Board. Additionally, the Secretary's Office drafts resolutions and ordinances, and monitors all proposed legislation in the Illinois General Assembly.

Through the use of technology, best practices and rapid response to requests, the Secretary to the Board ensures that the President, the Board of Commissioners, Bureau Chiefs, Department Heads, Elected Officials and the residents of Cook County can maintain a level of confidence that the proceedings of the Board are kept in an accurate, accessible and transparent manner, and that the flow of information between internal and external users of our services is handled efficiently and with a strong emphasis on open and ready access to all public information.

Appropriations (\$ thousands)			
Fund Category	2009 Adopted	2010 Adopted	2011 Approved and Adopted
General	1,063.4	1,207.5	1,114.6
Total	1,063.4	1,207.5	1,114.6
FTE Positions			
	9.0	9.0	11.6



Major Accomplishments

- Expanded transparency of Board proceedings with use of social networking websites to provide up-to-the minute updates of Board actions.
- Maintained website with audio and video recordings of Board proceedings electronically archived and available to the public free of charge.
- Worked with the Departments of Public Affairs and Communications and Facilities Management to provide a Cook County Government Cable Channel which broadcasts the proceedings of the Cook County Board, the only countywide government channel in Cook County.

Key Initiatives

- We want to join the number of counties able to webcast Board meetings and highlights of Board meetings, which, if able to be seen in real time, may allow for departments heads to remain working at their desks until it is time for their bureau to answer questions from the Board. Elements of video conferencing and internet-based communication may one day allow for departments heads to provide testimony on Board items without ever leaving their office.

DISTRIBUTION BY APPROPRIATION CLASSIFICATION
DEPARTMENT 018 - OFFICE OF THE SECRETARY TO THE BOARD OF COMMISSIONERS

Account	2010 Expenditures	2010 Adjusted Appropriation	Approved & Adopted	Difference
Personal Services				
110/501010 Salaries and Wages of Regular Employees	691,244.44	692,954	826,039	133,085
Personal Services Total	691,244.44	692,954	826,039	133,085
Contractual Services				
224/520240 Cable Casting	166,259.89	173,800	98,750	(75,050)
225/520260 Postage	1,500.00	1,500	1,500	
240/520490 Printing and Publishing		100	100	
260/520830 Professional and Managerial Services	119,091.00	123,100	50,000	(73,100)
268/521030 Court Reporting, Stenographic, Transcribing, or Interpreter Services	67,695.00	68,490	30,000	(38,490)
Contractual Services Total	354,545.89	366,990	180,350	(186,640)
Supplies and Materials				
353/530640 Books, Periodicals, Publications, Archives and Data Services		100		(100)
353/530675 County Wide Lexis-Nexis Contract			1,600	1,600
388/531650 Computer Operation Supplies			178	178
397/531920 Office Expense - Secretary to the Board of Commissioners	41,015.64	41,000	15,000	(26,000)
Supplies and Materials Total	41,015.64	41,100	16,778	(24,322)
Operations and Maintenance				
441/540170 Maintenance and Repair of Data Processing Equipment and Software		100	100	
441/540172 County Wide Contract for Maintenance of Data Processing Equipment			6,288	6,288
Operations and Maintenance Total		100	6,388	6,288
Capital Equipment and Improvements				
579/560450 Computer Equipment		178		(178)
Capital Equipment and Improvements Total		178		(178)
Rental and Leasing				
630/550018 County Wide Canon Photocopier Lease			16,164	16,164
Rental and Leasing Total			16,164	16,164
Contingency and Special Purposes				
880/580220 Institutional Memberships & Fees	68,750.00	68,900	68,900	
Contingency and Special Purposes Total	68,750.00	68,900	68,900	
Operating Funds Total	1,155,555.97	1,170,222	1,114,619	(55,603)
(717) New/Replacement Capital Equipment - 71700018				
579/560450 Computer Equipment		75,000		(75,000)
		75,000		(75,000)
Total Capital Equipment Request Total		75,000		(75,000)

PERSONAL SERVICES - SUMMARY OF POSITIONS BY BUSINESS UNIT AND JOB CODE
DEPARTMENT 018 - OFFICE OF THE SECRETARY TO THE BOARD OF COMMISSIONERS

Job Code	Title	Grade	2010 Appropriation		Approved & Adopted	
			FTE Pos.	Salaries	FTE Pos.	Salaries
03 Secretary To The Board						
01 Secretary to the Board - 0181440						
0040	Secretary To The Board of County Commissioners	24	1.0	152,992	1.0	152,992
5531	Special Asst for Legal Affairs	24			2.0	180,000
0253	Business Manager III	22	1.0	92,108	1.0	92,877
0599	Administrative Assistant Legal Affairs	22			1.0	50,000
0619	Legislative Coordinator II	22	1.0	86,322	1.0	86,844
5552	Deputy Board Secretary	22				1
0051	Administrative Assistant V	20	3.0	230,561	3.0	234,477
0050	Administrative Assistant IV	18	1.0	57,923	1.0	58,487
0048	Administrative Assistant III	16	1.0	50,373	0.6	30,451
0854	Public Information Officer	16				1
0047	Administrative Assistant II	14	1.0	41,676	1.0	41,735
			9.0	\$711,955	11.6	\$927,865
Total Salaries and Positions			9.0	\$711,955	11.6	\$927,865
Turnover Adjustment						(101,826)
Operating Funds Total			9.0	\$711,955	11.6	\$826,039

PERSONAL SERVICES - SUMMARY OF POSITIONS BY GRADE
DEPARTMENT 018 - OFFICE OF THE SECRETARY TO THE BOARD OF COMMISSIONERS

Grade	2010 Appropriation		Approved & Adopted	
	FTE Pos.	Salaries	FTE Pos.	Salaries
24	1.0	152,992	3.0	332,992
22	2.0	178,430	3.0	229,722
20	3.0	230,561	3.0	234,477
18	1.0	57,923	1.0	58,487
16	1.0	50,373	0.6	30,452
14	1.0	41,676	1.0	41,735
Total Salaries and Positions	9.0	\$711,955	11.6	\$927,865
Turnover Adjustment				(101,826)
Operating Funds Total	9.0	\$711,955	11.6	\$826,039

DEPARTMENT OVERVIEW

081 FIRST DISTRICT - OFFICE OF THE COUNTY COMMISSIONER

Department Mission

County Commissioners are elected officials who oversee county activities and work to ensure that citizen concerns are met, federal and state requirements are fulfilled, and county operations run smoothly.

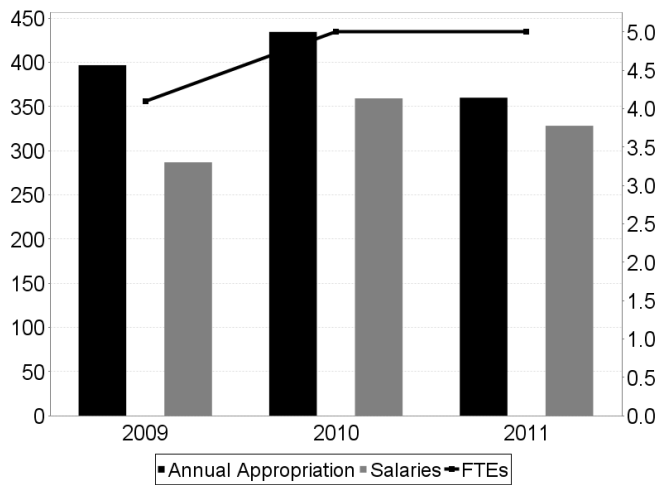
Goals and Objectives

- Review, amend and adopt the annual county budget
- Establish policies and procedures

Summary of Operations

The Cook County Board of Commissioners is the governing policy board and legislative body of the county. It is comprised of 17 Commissioners, each serving a four-year term and is elected from single member districts. Each district represents approximately 325,000 residents. County commissioners work with constituents and respond to constituent concerns. Cook County, which includes the City of Chicago, is the nation's second largest county. The County Board sets policy and laws for the county regarding property, public services, public health, public safety, and maintenance of county highways.

Appropriations (\$ thousands)			
Fund Category	2009 Adopted	2010 Adopted	2011 Approved and Adopted
General	396.8	434.5	360.0
Total	396.8	434.5	360.0
	Adopted	Adopted	Adopted
FTE Positions	4.1	5.0	5.0



DISTRIBUTION BY APPROPRIATION CLASSIFICATION

DEPARTMENT 081 - FIRST DISTRICT -OFFICE OF THE COUNTY COMMISSIONER

Account	2010 Expenditures	2010 Adjusted Appropriation	Approved & Adopted	Difference
Personal Services				
110/501010 Salaries and Wages of Regular Employees	357,726.19	356,894	328,229	(28,665)
Personal Services Total	357,726.19	356,894	328,229	(28,665)
Contractual Services				
260/520830 Professional and Managerial Services	26,000.00	26,000		(26,000)
Contractual Services Total	26,000.00	26,000		(26,000)
Supplies and Materials				
350/530600 Office Supplies	13,732.09	13,695	11,371	(2,324)
Supplies and Materials Total	13,732.09	13,695	11,371	(2,324)
Operations and Maintenance				
429/540090 Utilities	3,600.00	3,600	3,600	
Operations and Maintenance Total	3,600.00	3,600	3,600	
Rental and Leasing				
660/550130 Rental of Facilities	16,800.00	16,800	16,800	
Rental and Leasing Total	16,800.00	16,800	16,800	
Contingency and Special Purposes				
890/580300 General and Contingent Expenses	3,600.00	4,500		(4,500)
Contingency and Special Purposes Total	3,600.00	4,500		(4,500)
Operating Funds Total	421,458.28	421,489	360,000	(61,489)

PERSONAL SERVICES - SUMMARY OF POSITIONS BY BUSINESS UNIT AND JOB CODE
 DEPARTMENT 081 - FIRST DISTRICT -OFFICE OF THE COUNTY COMMISSIONER

Job Code	Title	Grade	2010 Appropriation		Approved & Adopted	
			FTE Pos.	Salaries	FTE Pos.	Salaries
08 First District						
01 First District - 0810101						
0006	County Commissioner	SEL	1.0	85,000	1.0	85,000
4783	Commissioner's Staff	24	4.0	274,229	4.0	243,229
			5.0	\$359,229	5.0	\$328,229
Total Salaries and Positions			5.0	\$359,229	5.0	\$328,229

PERSONAL SERVICES - SUMMARY OF POSITIONS BY GRADE
 DEPARTMENT 081 - FIRST DISTRICT -OFFICE OF THE COUNTY COMMISSIONER

Grade	2010 Appropriation		Approved & Adopted	
	FTE Pos.	Salaries	FTE Pos.	Salaries
SEL	1.0	85,000	1.0	85,000
24	4.0	274,229	4.0	243,229
Total Salaries and Positions	5.0	\$359,229	5.0	\$328,229

DEPARTMENT OVERVIEW

082 SECOND DISTRICT -OFFICE OF THE COUNTY COMMISSIONER

Department Mission

We exist to provide the residents of Cook County an ethical and fiscally responsible government through effective representation, legislation and accountability.

As a member of the Cook County Board of Commissioners, it is my commitment to advocate on behalf of the citizens and businesses of Cook County. It is my plan to work diligently to maintain and attract new businesses and improve government practices to alleviate the financial burden on taxpayers. Through the provision of quality services in the areas of public safety, healthcare, economic development and legal rights we will improve the quality of life for the people of Cook County.

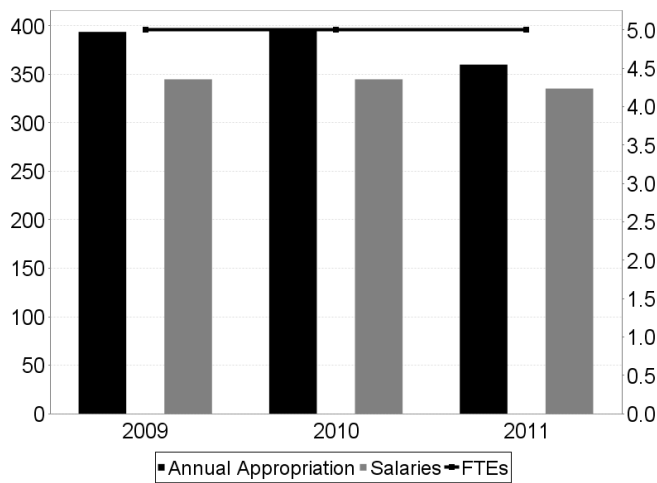
Goals and Objectives

- Review, amend and adopt the annual county budget
- Establish policies and procedures

Summary of Operations

The Cook County Board of Commissioners is the governing policy board and legislative body of the county. It is comprised of 17 Commissioners, each serving a four-year term and is elected from single member districts. Each district represents approximately 325,000 residents. County commissioners work with constituents and respond to constituent concerns. Cook County, which includes the City of Chicago, is the nation's second largest county. The County Board sets policy and laws for the county regarding property, public services, public health, public safety, and maintenance of county highways.

Appropriations (\$ thousands)			
Fund Category	2009 Adopted	2010 Adopted	2011 Approved and Adopted
General	393.7	395.8	360.0
Total	393.7	395.8	360.0
	Adopted	Adopted	Adopted
FTE Positions	5.0	5.0	5.0



DISTRIBUTION BY APPROPRIATION CLASSIFICATION
DEPARTMENT 082 - SECOND DISTRICT -OFFICE OF THE COUNTY COMMISSIONER

Account	2010 Expenditures	2010 Adjusted Appropriation	Approved & Adopted	Difference
Personal Services				
110/501010 Salaries and Wages of Regular Employees	344,798.82	344,837	335,304	(9,533)
Personal Services Total	344,798.82	344,837	335,304	(9,533)
Supplies and Materials				
350/530600 Office Supplies	10,432.29	10,432	3,216	(7,216)
Supplies and Materials Total	10,432.29	10,432	3,216	(7,216)
Operations and Maintenance				
429/540090 Utilities	2,340.00	2,340	3,120	780
Operations and Maintenance Total	2,340.00	2,340	3,120	780
Rental and Leasing				
660/550130 Rental of Facilities	15,560.00	15,560	15,560	
Rental and Leasing Total	15,560.00	15,560	15,560	
Contingency and Special Purposes				
890/580300 General and Contingent Expenses	10,800.00	10,800	2,800	(8,000)
Contingency and Special Purposes Total	10,800.00	10,800	2,800	(8,000)
Operating Funds Total	383,931.11	383,969	360,000	(23,969)

PERSONAL SERVICES - SUMMARY OF POSITIONS BY BUSINESS UNIT AND JOB CODE
 DEPARTMENT 082 - SECOND DISTRICT -OFFICE OF THE COUNTY COMMISSIONER

Job Code	Title	Grade	2010 Appropriation		Approved & Adopted	
			FTE Pos.	Salaries	FTE Pos.	Salaries
08 Second District						
01 Second District - 0820102						
0006	County Commissioner	SEL	1.0	85,000	1.0	85,000
4783	Commissioner's Staff	24	4.0	259,211	4.0	250,304
			5.0	\$344,211	5.0	\$335,304
Total Salaries and Positions			5.0	\$344,211	5.0	\$335,304

PERSONAL SERVICES - SUMMARY OF POSITIONS BY GRADE
 DEPARTMENT 082 - SECOND DISTRICT -OFFICE OF THE COUNTY COMMISSIONER

Grade	2010 Appropriation		Approved & Adopted	
	FTE Pos.	Salaries	FTE Pos.	Salaries
SEL	1.0	85,000	1.0	85,000
24	4.0	259,211	4.0	250,304
Total Salaries and Positions	5.0	\$344,211	5.0	\$335,304

DEPARTMENT OVERVIEW

083 THIRD DISTRICT -OFFICE OF THE COUNTY COMMISSIONER

Department Mission

County Commissioners are elected officials who oversee county activities and work to ensure that citizen concerns are met, federal and state requirements are fulfilled, and county operations run smoothly.

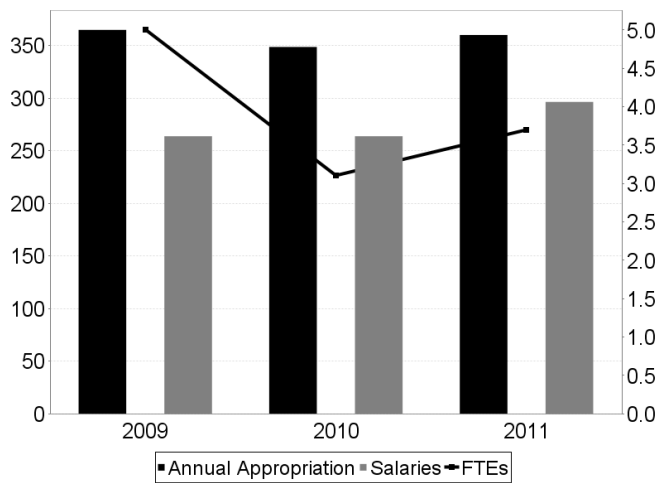
Goals and Objectives

- Review, amend and adopt the annual county budget
- Establish policies and procedures

Summary of Operations

The Cook County Board of Commissioners is the governing policy board and legislative body of the county. It is comprised of 17 Commissioners, each serving a four-year term and is elected from single member districts. Each district represents approximately 325,000 residents. County commissioners work with constituents and respond to constituent concerns. Cook County, which includes the City of Chicago, is the nation's second largest county. The County Board sets policy and laws for the county regarding property, public services, public health, public safety, and maintenance of county highways.

Appropriations (\$ thousands)			
Fund Category	2009 Adopted	2010 Adopted	2011 Approved and Adopted
General	364.8	348.6	360.0
Total	364.8	348.6	360.0
	Adopted	Adopted	Adopted
FTE Positions	5.0	3.1	3.7



DISTRIBUTION BY APPROPRIATION CLASSIFICATION

DEPARTMENT 083 - THIRD DISTRICT - OFFICE OF THE COUNTY COMMISSIONER

Account	2010 Expenditures	2010 Adjusted Appropriation	Approved & Adopted	Difference
Personal Services				
110/501010 Salaries and Wages of Regular Employees	188,975.61	199,948	296,349	96,401
133/501360 Per Diem Personnel	76,320.00	76,320		(76,320)
Personal Services Total	265,295.61	276,268	296,349	20,081
Contractual Services				
260/520830 Professional and Managerial Services		30,157	8,524	(21,633)
289/521220 Technical Services for the Cook County Board of Commissioner		10,000	18,000	8,000
Contractual Services Total		40,157	26,524	(13,633)
Supplies and Materials				
350/530600 Office Supplies	23,463.48	27,000	37,127	10,127
Supplies and Materials Total	23,463.48	27,000	37,127	10,127
Operating Funds Total	288,759.09	343,425	360,000	16,575

PERSONAL SERVICES - SUMMARY OF POSITIONS BY BUSINESS UNIT AND JOB CODE
 DEPARTMENT 083 - THIRD DISTRICT - OFFICE OF THE COUNTY COMMISSIONER

Job Code	Title	Grade	2010 Appropriation		Approved & Adopted	
			FTE Pos.	Salaries	FTE Pos.	Salaries
08 Third District						
01 Third District - 0830103						
0006	County Commissioner	SEL	1.0	85,000	1.0	85,000
4783	Commissioner's Staff	24	2.1	178,755	2.7	211,349
			3.1	\$263,755	3.7	\$296,349
Total Salaries and Positions			3.1	\$263,755	3.7	\$296,349

PERSONAL SERVICES - SUMMARY OF POSITIONS BY GRADE
 DEPARTMENT 083 - THIRD DISTRICT - OFFICE OF THE COUNTY COMMISSIONER

Grade	2010 Appropriation		Approved & Adopted	
	FTE Pos.	Salaries	FTE Pos.	Salaries
SEL	1.0	85,000	1.0	85,000
24	2.1	178,755	2.7	211,349
Total Salaries and Positions	3.1	\$263,755	3.7	\$296,349

DEPARTMENT OVERVIEW

084 FOURTH DISTRICT -OFFICE OF THE COUNTY COMMISSIONER

Department Mission

County Commissioners are elected officials who oversee county activities and work to ensure that citizen concerns are met, federal and state requirements are fulfilled, and county operations run smoothly.

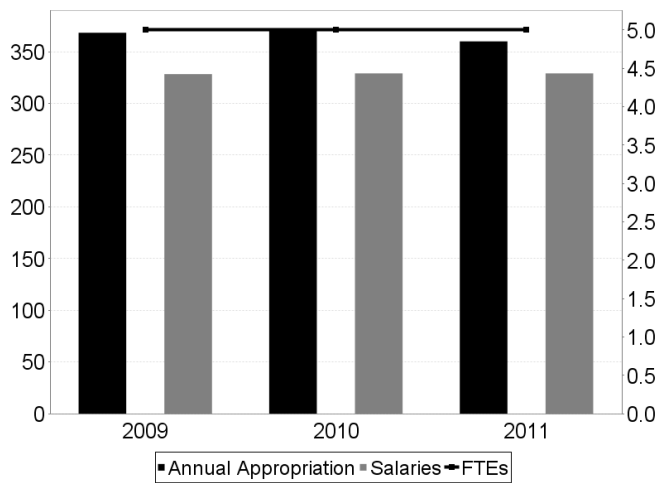
Goals and Objectives

- Review, amend and adopt the annual county budget
- Establish policies and procedures

Summary of Operations

The Cook County Board of Commissioners is the governing policy board and legislative body of the county. It is comprised of 17 Commissioners, each serving a four-year term and is elected from single member districts. Each district represents approximately 325,000 residents. County commissioners work with constituents and respond to constituent concerns. Cook County, which includes the City of Chicago, is the nation's second largest county. The County Board sets policy and laws for the county regarding property, public services, public health, public safety, and maintenance of county highways.

Appropriations (\$ thousands)			
Fund Category	2009 Adopted	2010 Adopted	2011 Approved and Adopted
General	368.3	371.1	360.0
Total	368.3	371.1	360.0
	Adopted	Adopted	Adopted
FTE Positions	5.0	5.0	5.0



DISTRIBUTION BY APPROPRIATION CLASSIFICATION
DEPARTMENT 084 - FOURTH DISTRICT -OFFICE OF THE COUNTY COMMISSIONER

Account	2010 Expenditures	2010 Adjusted Appropriation	Approved & Adopted	Difference
Personal Services				
110/501010 Salaries and Wages of Regular Employees	328,839.63	329,046	329,046	
Personal Services Total	328,839.63	329,046	329,046	
Supplies and Materials				
350/530600 Office Supplies	4,743.39	7,200	7,200	
Supplies and Materials Total	4,743.39	7,200	7,200	
Rental and Leasing				
660/550130 Rental of Facilities	12,000.00	12,962	12,954	(8)
Rental and Leasing Total	12,000.00	12,962	12,954	(8)
Contingency and Special Purposes				
890/580300 General and Contingent Expenses	10,800.00	10,800	10,800	
Contingency and Special Purposes Total	10,800.00	10,800	10,800	
Operating Funds Total	356,383.02	360,008	360,000	(8)

PERSONAL SERVICES - SUMMARY OF POSITIONS BY BUSINESS UNIT AND JOB CODE
 DEPARTMENT 084 - FOURTH DISTRICT -OFFICE OF THE COUNTY COMMISSIONER

Job Code	Title	Grade	2010 Appropriation		Approved & Adopted	
			FTE Pos.	Salaries	FTE Pos.	Salaries
08 Fourth District						
01 Fourth District - 0840104						
0006	County Commissioner	SEL	1.0	85,000	1.0	85,000
4783	Commissioner's Staff	24	4.0	244,046	4.0	244,046
			5.0	\$329,046	5.0	\$329,046
Total Salaries and Positions			5.0	\$329,046	5.0	\$329,046

PERSONAL SERVICES - SUMMARY OF POSITIONS BY GRADE
 DEPARTMENT 084 - FOURTH DISTRICT -OFFICE OF THE COUNTY COMMISSIONER

Grade	2010 Appropriation		Approved & Adopted	
	FTE Pos.	Salaries	FTE Pos.	Salaries
SEL	1.0	85,000	1.0	85,000
24	4.0	244,046	4.0	244,046
Total Salaries and Positions	5.0	\$329,046	5.0	\$329,046

DEPARTMENT OVERVIEW

085 FIFTH DISTRICT - OFFICE OF THE COUNTY COMMISSIONER

Department Mission

County Commissioners are elected officials who oversee county activities and work to ensure that citizen concerns are met, federal and state requirements are fulfilled, and county operations run smoothly.

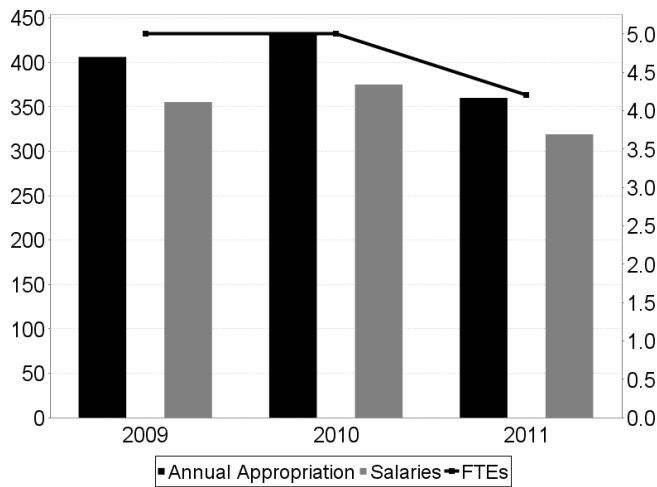
Goals and Objectives

- Review, amend and adopt the annual county budget
- Establish policies and procedures

Summary of Operations

The Cook County Board of Commissioners is the governing policy board and legislative body of the county. It is comprised of 17 Commissioners, each serving a four-year term and is elected from single member districts. Each district represents approximately 325,000 residents. County commissioners work with constituents and respond to constituent concerns. Cook County, which includes the City of Chicago, is the nation's second largest county. The County Board sets policy and laws for the county regarding property, public services, public health, public safety, and maintenance of county highways.

Appropriations (\$ thousands)			
Fund Category	2009 Adopted	2010 Adopted	2011 Approved and Adopted
General	406.1	432.0	360.0
Total	406.1	432.0	360.0
	Adopted	Adopted	Adopted
FTE Positions	5.0	5.0	4.2



DISTRIBUTION BY APPROPRIATION CLASSIFICATION
DEPARTMENT 085 - FIFTH DISTRICT -OFFICE OF THE COUNTY COMMISSIONER

Account	2010 Expenditures	2010 Adjusted Appropriation	Approved & Adopted	Difference
Personal Services				
110/501010 Salaries and Wages of Regular Employees	374,972.49	375,050	318,987	(56,063)
Personal Services Total	374,972.49	375,050	318,987	(56,063)
Supplies and Materials				
350/530600 Office Supplies	8,124.42	8,163	5,093	(3,070)
Supplies and Materials Total	8,124.42	8,163	5,093	(3,070)
Operations and Maintenance				
429/540090 Utilities	3,600.00	3,600	3,600	
Operations and Maintenance Total	3,600.00	3,600	3,600	
Rental and Leasing				
660/550130 Rental of Facilities	15,520.00	15,520	15,520	
Rental and Leasing Total	15,520.00	15,520	15,520	
Contingency and Special Purposes				
890/580300 General and Contingent Expenses	16,800.00	16,800	16,800	
Contingency and Special Purposes Total	16,800.00	16,800	16,800	
Operating Funds Total	419,016.91	419,133	360,000	(59,133)

PERSONAL SERVICES - SUMMARY OF POSITIONS BY BUSINESS UNIT AND JOB CODE
 DEPARTMENT 085 - FIFTH DISTRICT -OFFICE OF THE COUNTY COMMISSIONER

Job Code	Title	Grade	2010 Appropriation		Approved & Adopted	
			FTE Pos.	Salaries	FTE Pos.	Salaries
08 Fifth District						
01 Fifth District - 0850105						
0006	County Commissioner	SEL	1.0	85,000	1.0	85,000
4783	Commissioner's Staff	24	4.0	290,050	3.2	248,003
			5.0	\$375,050	4.2	\$333,003
Total Salaries and Positions			5.0	\$375,050	4.2	\$333,003
Turnover Adjustment						(14,016)
Operating Funds Total			5.0	\$375,050	4.2	\$318,987

PERSONAL SERVICES - SUMMARY OF POSITIONS BY GRADE
DEPARTMENT 085 - FIFTH DISTRICT -OFFICE OF THE COUNTY COMMISSIONER

Grade	2010 Appropriation		Approved & Adopted	
	FTE Pos.	Salaries	FTE Pos.	Salaries
SEL	1.0	85,000	1.0	85,000
24	4.0	290,050	3.2	248,003
Total Salaries and Positions	5.0	\$375,050	4.2	\$333,003
Turnover Adjustment				(14,016)
Operating Funds Total	5.0	\$375,050	4.2	\$318,987

DEPARTMENT OVERVIEW

086 SIXTH DISTRICT -OFFICE OF THE COUNTY COMMISSIONER

Department Mission

The mission of the Cook County 6th District is to preserve and improve the physical, social, and economic health of 6th District communities. Our daily goal is to enhance the quality of life for the residents through community-based problem solving, neighborhood-oriented services and public/private cooperation. We are dedicated to the continual improvement in government efficiency and the effective development of policies and laws to help and protect while providing extraordinary service to the citizens as responsible caretakers of taxpayer dollars.

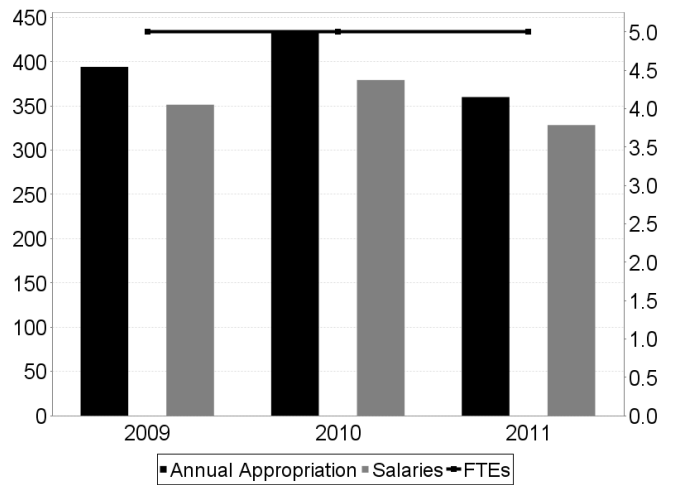
The vision is to ensure the 6th District will thrive economically and communally we will increase outreach and response within the communities by continued improvement and development of County policies and laws geared to attract new business, improve and increase healthcare and provide additional county services for our residents through increased government efficiencies and recognition of those communities in greatest need.

Goals and Objectives

- Review, amend and adopt the annual county budget
- Establish policies and procedures
- Practice fiscally responsible government, increase efficiencies, transparency and accountability
- Protect access to healthcare for the uninsured and underinsured and encourage Cook County Health and Hospital System to create new initiatives.
- Provide access to County services and resources to the residents of the 6th District.
- Preserve State and Federal funding for Cook County and collaborate with other government entities to resolve local issues.

Summary of Operations

The Cook County Board of Commissioners is the governing policy board and legislative body of the county. It is comprised of 17 Commissioners, each serving a four-year term and is elected from single member districts. Each district represents approximately 325,000 residents. County commissioners work with constituents and respond to constituent concerns. Cook County, which includes the City of Chicago, is the nation's second largest county. The County Board sets policy and laws for the county regarding property, public services, public health, public safety, and maintenance of county highways.



Appropriations (\$ thousands)			
Fund Category	2009 Adopted	2010 Adopted	2011 Approved and Adopted
General	394.1	433.6	360.0
Total	394.1	433.6	360.0
	Adopted	Adopted	Adopted
FTE Positions	5.0	5.0	5.0

DISTRIBUTION BY APPROPRIATION CLASSIFICATION
DEPARTMENT 086 - SIXTH DISTRICT -OFFICE OF THE COUNTY COMMISSIONER

Account	2010 Expenditures	2010 Adjusted Appropriation	Approved & Adopted	Difference
Personal Services				
110/501010 Salaries and Wages of Regular Employees	302,397.98	304,267	328,350	24,083
133/501360 Per Diem Personnel	67,920.00	68,040		(68,040)
Personal Services Total	370,317.98	372,307	328,350	(43,957)
Contractual Services				
260/520830 Professional and Managerial Services	2,030.77	2,033	330	(1,703)
Contractual Services Total	2,030.77	2,033	330	(1,703)
Supplies and Materials				
350/530600 Office Supplies	11,085.54	12,000	3,000	(9,000)
Supplies and Materials Total	11,085.54	12,000	3,000	(9,000)
Operations and Maintenance				
429/540090 Utilities	4,320.00	4,320	4,320	
Operations and Maintenance Total	4,320.00	4,320	4,320	
Rental and Leasing				
660/550130 Rental of Facilities	15,600.00	15,600	12,000	(3,600)
Rental and Leasing Total	15,600.00	15,600	12,000	(3,600)
Contingency and Special Purposes				
890/580300 General and Contingent Expenses	14,400.00	14,400	12,000	(2,400)
Contingency and Special Purposes Total	14,400.00	14,400	12,000	(2,400)
Operating Funds Total	417,754.29	420,660	360,000	(60,660)

PERSONAL SERVICES - SUMMARY OF POSITIONS BY BUSINESS UNIT AND JOB CODE
 DEPARTMENT 086 - SIXTH DISTRICT -OFFICE OF THE COUNTY COMMISSIONER

Job Code	Title	Grade	2010 Appropriation		Approved & Adopted	
			FTE Pos.	Salaries	FTE Pos.	Salaries
08 Sixth District						
01 Sixth District - 0860106						
0006	County Commissioner	SEL	1.0	85,000	1.0	85,000
4783	Commissioner's Staff	24	4.0	282,786	4.0	282,785
			5.0	\$367,786	5.0	\$367,785
Total Salaries and Positions			5.0	\$367,786	5.0	\$367,785
Turnover Adjustment						(39,435)
Operating Funds Total			5.0	\$367,786	5.0	\$328,350

PERSONAL SERVICES - SUMMARY OF POSITIONS BY GRADE
 DEPARTMENT 086 - SIXTH DISTRICT -OFFICE OF THE COUNTY COMMISSIONER

Grade	2010 Appropriation		Approved & Adopted	
	FTE Pos.	Salaries	FTE Pos.	Salaries
SEL	1.0	85,000	1.0	85,000
24	4.0	282,786	4.0	282,785
Total Salaries and Positions	5.0	\$367,786	5.0	\$367,785
Turnover Adjustment				(39,435)
Operating Funds Total	5.0	\$367,786	5.0	\$328,350

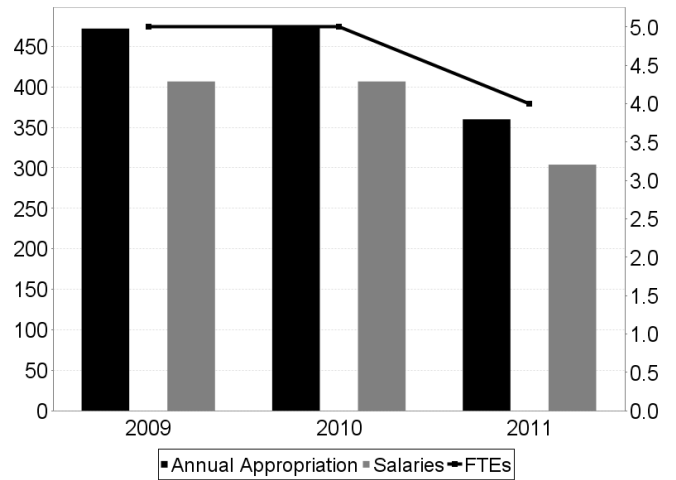
DEPARTMENT OVERVIEW

087 SEVENTH DISTRICT -OFFICE OF THE COUNTY COMMISSIONER

Department Mission

We exist to make County government accessible and responsive to the needs of its people, especially those residing within the 7th District, without regard to their age, gender, race, religion, immigration status, or sexual orientation. Our goal is to be good stewards of the public's resources, which means that in all our dealings we strive for honesty, transparency, accountability, and efficiency.

To accomplish our objectives, we will maintain a district office to facilitate constituent access to information and services from all levels of government, and to provide regular, multilingual programming for our constituents. Providing this access includes advocating for the most vulnerable to ensure meaningful access to quality healthcare and other essential services. To help us with these tasks, we will foster partnerships with businesses, law enforcement, philanthropic, faith-based and community-based organizations. We will also collaborate with other commissioners to establish policies and procedures that further our mission.



Goals and Objectives

- Review, amend and adopt the annual county budget
- Establish policies and procedures

Summary of Operations

The Cook County Board of Commissioners is the governing policy board and legislative body of the county. It is comprised of 17 Commissioners, each serving a four-year term and is elected from single member districts. Each district represents approximately 325,000 residents. County commissioners work with constituents and respond to constituent concerns. Cook County, which includes the City of Chicago, is the nation's second largest county. The County Board sets policy and laws for the county regarding property, public services, public health, public safety, and maintenance of county highways.

Appropriations (\$ thousands)			
Fund Category	2009 Adopted	2010 Adopted	2011 Approved and Adopted
General	472.1	474.1	360.0
Total	472.1	474.1	360.0
	Adopted	Adopted	Adopted
FTE Positions	5.0	5.0	4.0

DISTRIBUTION BY APPROPRIATION CLASSIFICATION
DEPARTMENT 087 - SEVENTH DISTRICT -OFFICE OF THE COUNTY COMMISSIONER

Account	2010 Expenditures	2010 Adjusted Appropriation	Approved & Adopted	Difference
Personal Services				
110/501010 Salaries and Wages of Regular Employees	438,878.62	406,741	304,000	(102,741)
Personal Services Total	438,878.62	406,741	304,000	(102,741)
Contractual Services				
260/520830 Professional and Managerial Services		34	9,000	8,966
Contractual Services Total		34	9,000	8,966
Supplies and Materials				
350/530600 Office Supplies	515.12	7,850	13,600	5,750
Supplies and Materials Total	515.12	7,850	13,600	5,750
Operations and Maintenance				
429/540090 Utilities	422.19	1,000	7,000	6,000
Operations and Maintenance Total	422.19	1,000	7,000	6,000
Rental and Leasing				
660/550130 Rental of Facilities	15,150.00	15,150	15,600	450
Rental and Leasing Total	15,150.00	15,150	15,600	450
Contingency and Special Purposes				
890/580300 General and Contingent Expenses	28,800.00	29,200	10,800	(18,400)
Contingency and Special Purposes Total	28,800.00	29,200	10,800	(18,400)
Operating Funds Total	483,765.93	459,975	360,000	(99,975)

PERSONAL SERVICES - SUMMARY OF POSITIONS BY BUSINESS UNIT AND JOB CODE
 DEPARTMENT 087 - SEVENTH DISTRICT -OFFICE OF THE COUNTY COMMISSIONER

Job Code	Title	Grade	2010 Appropriation		Approved & Adopted	
			FTE Pos.	Salaries	FTE Pos.	Salaries
08 Seventh District						
01 Seventh District - 0870107						
0006	County Commissioner	SEL	1.0	85,000	1.0	85,000
4783	Commissioner's Staff	24	4.0	321,740	3.0	219,000
			5.0	\$406,740	4.0	\$304,000
Total Salaries and Positions			5.0	\$406,740	4.0	\$304,000

PERSONAL SERVICES - SUMMARY OF POSITIONS BY GRADE
 DEPARTMENT 087 - SEVENTH DISTRICT -OFFICE OF THE COUNTY COMMISSIONER

Grade	2010 Appropriation		Approved & Adopted	
	FTE Pos.	Salaries	FTE Pos.	Salaries
SEL	1.0	85,000	1.0	85,000
24	4.0	321,740	3.0	219,000
Total Salaries and Positions	5.0	\$406,740	4.0	\$304,000

DEPARTMENT OVERVIEW

088 EIGHTH DISTRICT -OFFICE OF THE COUNTY COMMISSIONER

Department Mission

County Commissioners are elected officials who oversee county activities and work to ensure that citizen concerns are met, federal and state requirements are fulfilled, and county operations run smoothly.

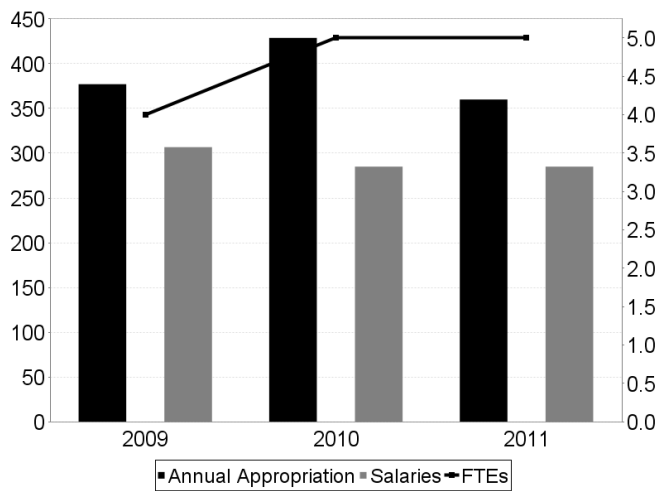
Goals and Objectives

- Review, amend and adopt the annual county budget
- Establish policies and procedures

Summary of Operations

The Cook County Board of Commissioners is the governing policy board and legislative body of the county. It is comprised of 17 Commissioners, each serving a four-year term and is elected from single member districts. Each district represents approximately 325,000 residents. County commissioners work with constituents and respond to constituent concerns. Cook County, which includes the City of Chicago, is the nation's second largest county. The County Board sets policy and laws for the county regarding property, public services, public health, public safety, and maintenance of county highways.

Appropriations (\$ thousands)			
Fund Category	2009 Adopted	2010 Adopted	2011 Approved and Adopted
General	377.1	428.8	360.0
Total	377.1	428.8	360.0
	Adopted	Adopted	Adopted
FTE Positions	4.0	5.0	5.0



DISTRIBUTION BY APPROPRIATION CLASSIFICATION
DEPARTMENT 088 - EIGHTH DISTRICT - OFFICE OF THE COUNTY COMMISSIONER

Account	2010 Expenditures	2010 Adjusted Appropriation	Approved & Adopted	Difference
Personal Services				
110/501010 Salaries and Wages of Regular Employees	284,936.61	285,000	285,000	
133/501360 Per Diem Personnel	12,000.00	59,996		(59,996)
Personal Services Total	296,936.61	344,996	285,000	(59,996)
Contractual Services				
260/520830 Professional and Managerial Services		2,033	6,300	4,267
289/521220 Technical Services for the Cook County Board of Commissioner	30,778.30	35,000	32,000	(3,000)
Contractual Services Total	30,778.30	37,033	38,300	1,267
Supplies and Materials				
350/530600 Office Supplies	4,706.67	5,000	5,000	
Supplies and Materials Total	4,706.67	5,000	5,000	
Operations and Maintenance				
429/540090 Utilities	2,940.00	5,000	5,000	
Operations and Maintenance Total	2,940.00	5,000	5,000	
Rental and Leasing				
660/550130 Rental of Facilities	18,000.00	18,000	20,700	2,700
Rental and Leasing Total	18,000.00	18,000	20,700	2,700
Contingency and Special Purposes				
890/580300 General and Contingent Expenses	5,162.61	6,000	6,000	
Contingency and Special Purposes Total	5,162.61	6,000	6,000	
Operating Funds Total	358,524.19	416,029	360,000	(56,029)

PERSONAL SERVICES - SUMMARY OF POSITIONS BY BUSINESS UNIT AND JOB CODE
 DEPARTMENT 088 - EIGHTH DISTRICT - OFFICE OF THE COUNTY COMMISSIONER

Job Code	Title	Grade	2010 Appropriation		Approved & Adopted	
			FTE Pos.	Salaries	FTE Pos.	Salaries
08 Eighth District						
01 Eighth District - 0880108						
0006	County Commissioner	SEL	1.0	85,000	1.0	85,000
4783	Commissioner's Staff	24	4.0	200,000	4.0	200,000
			5.0	\$285,000	5.0	\$285,000
Total Salaries and Positions			5.0	\$285,000	5.0	\$285,000

PERSONAL SERVICES - SUMMARY OF POSITIONS BY GRADE
 DEPARTMENT 088 - EIGHTH DISTRICT - OFFICE OF THE COUNTY COMMISSIONER

Grade	2010 Appropriation		Approved & Adopted	
	FTE Pos.	Salaries	FTE Pos.	Salaries
SEL	1.0	85,000	1.0	85,000
24	4.0	200,000	4.0	200,000
Total Salaries and Positions	5.0	\$285,000	5.0	\$285,000

DEPARTMENT OVERVIEW

089 NINTH DISTRICT -OFFICE OF THE COUNTY COMMISSIONER

Department Mission

County Commissioners are elected officials who oversee county activities and work to ensure that citizen concerns are met, federal and state requirements are fulfilled, and county operations run smoothly.

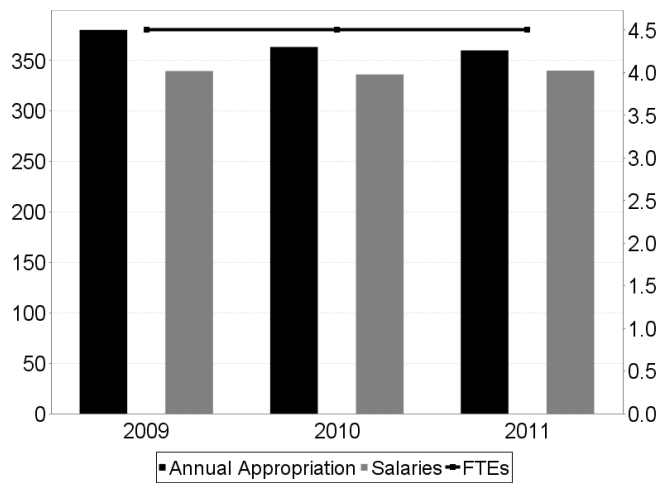
Goals and Objectives

- Review, amend and adopt the annual county budget
- Establish policies and procedures

Summary of Operations

The Cook County Board of Commissioners is the governing policy board and legislative body of the county. It is comprised of 17 Commissioners, each serving a four-year term and is elected from single member districts. Each district represents approximately 325,000 residents. County commissioners work with constituents and respond to constituent concerns. Cook County, which includes the City of Chicago, is the nation's second largest county. The County Board sets policy and laws for the county regarding property, public services, public health, public safety, and maintenance of county highways.

Appropriations (\$ thousands)			
Fund Category	2009 Adopted	2010 Adopted	2011 Approved and Adopted
General	380.3	363.4	360.0
Total	380.3	363.4	360.0
	Adopted	Adopted	Adopted
FTE Positions	4.5	4.5	4.5



DISTRIBUTION BY APPROPRIATION CLASSIFICATION

DEPARTMENT 089 - NINTH DISTRICT - OFFICE OF THE COUNTY COMMISSIONER

Account	2010 Expenditures	2010 Adjusted Appropriation	Approved & Adopted	Difference
Personal Services				
110/501010 Salaries and Wages of Regular Employees	335,620.28	339,566	340,000	434
Personal Services Total	335,620.28	339,566	340,000	434
Rental and Leasing				
660/550130 Rental of Facilities	14,400.00	14,400	10,000	(4,400)
Rental and Leasing Total	14,400.00	14,400	10,000	(4,400)
Contingency and Special Purposes				
890/580300 General and Contingent Expenses	4,013.00	4,013	10,000	5,987
Contingency and Special Purposes Total	4,013.00	4,013	10,000	5,987
Operating Funds Total	354,033.28	357,979	360,000	2,021

PERSONAL SERVICES - SUMMARY OF POSITIONS BY BUSINESS UNIT AND JOB CODE
 DEPARTMENT 089 - NINTH DISTRICT - OFFICE OF THE COUNTY COMMISSIONER

Job Code	Title	Grade	2010 Appropriation		Approved & Adopted	
			FTE Pos.	Salaries	FTE Pos.	Salaries
08 Ninth District						
01 Ninth District - 0890109						
0006	County Commissioner	SEL	1.0	85,000	1.0	85,000
4783	Commissioner's Staff	24	3.5	254,566	3.5	255,000
			4.5	\$339,566	4.5	\$340,000
Total Salaries and Positions			4.5	\$339,566	4.5	\$340,000

PERSONAL SERVICES - SUMMARY OF POSITIONS BY GRADE
 DEPARTMENT 089 - NINTH DISTRICT -OFFICE OF THE COUNTY COMMISSIONER

Grade	2010 Appropriation		Approved & Adopted	
	FTE Pos.	Salaries	FTE Pos.	Salaries
SEL	1.0	85,000	1.0	85,000
24	3.5	254,566	3.5	255,000
Total Salaries and Positions	4.5	\$339,566	4.5	\$340,000

DEPARTMENT OVERVIEW

090 TENTH DISTRICT -OFFICE OF THE COUNTY COMMISSIONER

Department Mission

Our core purpose is to provide oversight for Cook County government ensuring that all aspects of County government operate effectively for all taxpayers and constituents now and in the future.

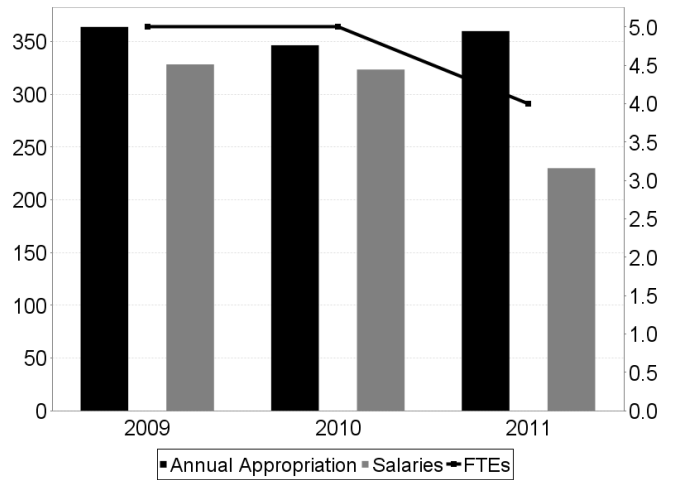
The Office continues to identify and address issues of inefficiencies throughout Cook County government. This requires the Commissioner and staff to have an in-depth understanding of the Cook County budget as well as department purpose and function. With that knowledge, the Office is able to develop creative solutions to problems and concerns raised by vigilant oversight and research as well as all stakeholders, including taxpayers, constituents and elected officials. In turn, this oversight will result in reduced expenditures and allow the County to better serve taxpayers and constituents. My staff conducts the research and works to develop proposals to address the inefficiencies in County government.

Goals and Objectives

- Review, amend and adopt the annual county budget
- Establish policies and procedures

Summary of Operations

The Cook County Board of Commissioners is the governing policy board and legislative body of the county. It is comprised of 17 Commissioners, each serving a four-year term and is elected from single member districts. Each district represents approximately 325,000 residents. County commissioners work with constituents and respond to constituent concerns. Cook County, which includes the City of Chicago, is the nation's second largest county. The County Board sets policy and laws for the county regarding property, public services, public health, public safety, and maintenance of county highways.



Appropriations (\$ thousands)			
Fund Category	2009 Adopted	2010 Adopted	2011 Approved and Adopted
General	364.0	346.6	360.0
Total	364.0	346.6	360.0
Adopted			
FTE Positions	5.0	5.0	4.0

DISTRIBUTION BY APPROPRIATION CLASSIFICATION
DEPARTMENT 090 - TENTH DISTRICT -OFFICE OF THE COUNTY COMMISSIONER

Account	2010 Expenditures	2010 Adjusted Appropriation	Approved & Adopted	Difference
Personal Services				
110/501010 Salaries and Wages of Regular Employees	297,925.97	322,552	230,000	(92,552)
190/501970 Transportation and Other Travel Expenses for Employees			5,000	5,000
Personal Services Total	297,925.97	322,552	235,000	(87,552)
Contractual Services				
260/520830 Professional and Managerial Services	11,500.00	11,533	55,000	43,467
Contractual Services Total	11,500.00	11,533	55,000	43,467
Supplies and Materials				
350/530600 Office Supplies	2,152.36	2,500	15,000	12,500
353/530640 Books, Periodicals, Publications, Archives and Data Services			5,000	5,000
Supplies and Materials Total	2,152.36	2,500	20,000	17,500
Rental and Leasing				
660/550130 Rental of Facilities	3,000.00	3,000	50,000	47,000
Rental and Leasing Total	3,000.00	3,000	50,000	47,000
Contingency and Special Purposes				
890/580300 General and Contingent Expenses		1,467		(1,467)
Contingency and Special Purposes Total		1,467		(1,467)
Operating Funds Total	314,578.33	341,052	360,000	18,948

PERSONAL SERVICES - SUMMARY OF POSITIONS BY BUSINESS UNIT AND JOB CODE
 DEPARTMENT 090 - TENTH DISTRICT -OFFICE OF THE COUNTY COMMISSIONER

Job Code	Title	Grade	2010 Appropriation		Approved & Adopted	
			FTE Pos.	Salaries	FTE Pos.	Salaries
09 Tenth District						
01 Tenth District - 0900110						
0006	County Commissioner	SEL	1.0	85,000	1.0	85,000
4783	Commissioner's Staff	24	4.0	238,551	3.0	145,000
			5.0	\$323,551	4.0	\$230,000
Total Salaries and Positions			5.0	\$323,551	4.0	\$230,000

PERSONAL SERVICES - SUMMARY OF POSITIONS BY GRADE
 DEPARTMENT 090 - TENTH DISTRICT -OFFICE OF THE COUNTY COMMISSIONER

Grade	2010 Appropriation		Approved & Adopted	
	FTE Pos.	Salaries	FTE Pos.	Salaries
SEL	1.0	85,000	1.0	85,000
24	4.0	238,551	3.0	145,000
Total Salaries and Positions	5.0	\$323,551	4.0	\$230,000

DEPARTMENT OVERVIEW

091 ELEVENTH DISTRICT -OFFICE OF THE COUNTY COMMISSIONER

Department Mission

County Commissioners are elected officials who oversee county activities and work to ensure that citizen concerns are met, federal and state requirements are fulfilled, and county operations run smoothly.

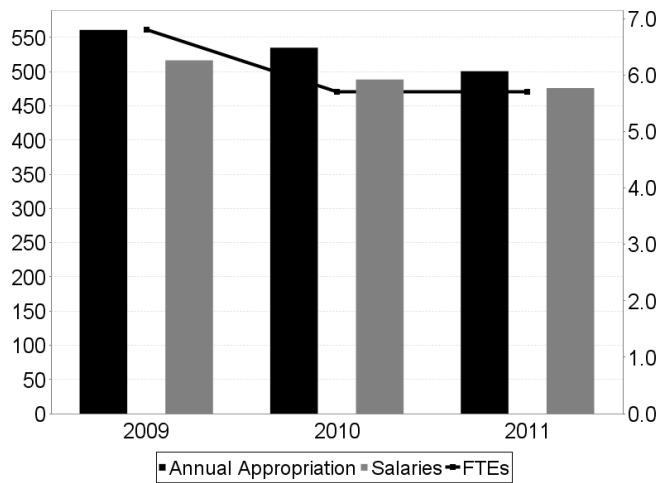
Goals and Objectives

- Review, amend and adopt the annual county budget
- Establish policies and procedures

Summary of Operations

The Cook County Board of Commissioners is the governing policy board of legislative body of the county. It is comprised of 17 Commissioners, each serving a four-year term and is elected from single member districts. Each district represents approximately 325,000 residents. County commissioners work with constituents and respond to constituent concerns. Cook County, which includes the City of Chicago, is the nation's second largest county. The County Board sets policy and laws for the county regarding property, public services, public health, public safety, and maintenance of county highways.

Appropriations (\$ thousands)			
Fund Category	2009 Adopted	2010 Adopted	2011 Approved and Adopted
General	561.0	534.9	500.6
Total	561.0	534.9	500.6
	Adopted	Adopted	Adopted
FTE Positions	6.8	5.7	5.7



DISTRIBUTION BY APPROPRIATION CLASSIFICATION
DEPARTMENT 091 - ELEVENTH DISTRICT - OFFICE OF THE COUNTY COMMISSIONER

Account	2010 Expenditures	2010 Adjusted Appropriation	Approved & Adopted	Difference
Personal Services				
110/501010 Salaries and Wages of Regular Employees	375,135.49	488,460	475,986	(12,474)
Personal Services Total	375,135.49	488,460	475,986	(12,474)
Contractual Services				
260/520830 Professional and Managerial Services		1		(1)
Contractual Services Total		1		(1)
Supplies and Materials				
350/530600 Office Supplies	3,552.07	12,000	20,000	8,000
353/530640 Books, Periodicals, Publications, Archives and Data Services		500	420	(80)
398/531940 Office Expenses - Chairman, Committee on Finance		5,000	4,200	(800)
Supplies and Materials Total	3,552.07	17,500	24,620	7,120
Operations and Maintenance				
429/540090 Utilities		3,236		(3,236)
Operations and Maintenance Total		3,236		(3,236)
Rental and Leasing				
660/550130 Rental of Facilities		8,157		(8,157)
Rental and Leasing Total		8,157		(8,157)
Contingency and Special Purposes				
890/580300 General and Contingent Expenses		9,600		(9,600)
Contingency and Special Purposes Total		9,600		(9,600)
Operating Funds Total	378,687.56	526,954	500,606	(26,348)

PERSONAL SERVICES - SUMMARY OF POSITIONS BY BUSINESS UNIT AND JOB CODE
DEPARTMENT 091 - ELEVENTH DISTRICT -OFFICE OF THE COUNTY COMMISSIONER

Job Code	Title	Grade	2010 Appropriation		Approved & Adopted	
			FTE Pos.	Salaries	FTE Pos.	Salaries
09 Eleventh District						
01 Eleventh District - 0910111						
4783	Commissioner's Staff	24	2.6	192,039	2.6	212,593
			2.6	\$192,039	2.6	\$212,593
02 Finance Committee - 0910112						
0007	County Commissioner Chairman of Finance	SEL	1.0	90,000	1.0	90,000
4783	Commissioner's Staff	24	2.1	206,420	2.1	173,393
			3.1	\$296,420	3.1	\$263,393
Total Salaries and Positions			5.7	\$488,459	5.7	\$475,986

PERSONAL SERVICES - SUMMARY OF POSITIONS BY GRADE
 DEPARTMENT 091 - ELEVENTH DISTRICT -OFFICE OF THE COUNTY COMMISSIONER

Grade	2010 Appropriation		Approved & Adopted	
	FTE Pos.	Salaries	FTE Pos.	Salaries
SEL	1.0	90,000	1.0	90,000
24	4.7	398,459	4.7	385,986
Total Salaries and Positions	5.7	\$488,459	5.7	\$475,986

DEPARTMENT OVERVIEW

092 TWELFTH DISTRICT -OFFICE OF THE COUNTY COMMISSIONER

Department Mission

County Commissioners are elected officials who oversee county activities and work to ensure that citizen concerns are met, federal and state requirements are fulfilled, and county operations run smoothly.

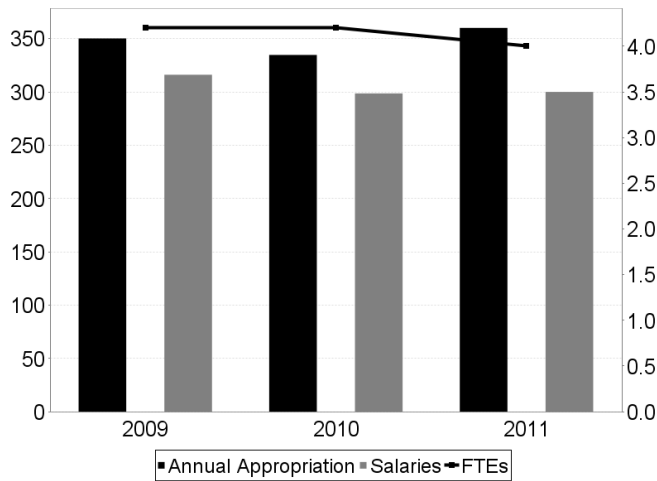
Goals and Objectives

- Review, amend and adopt the annual county budget
- Establish policies and procedures

Summary of Operations

The Cook County Board of Commissioners is the governing policy board and legislative body of the county. It is comprised of 17 Commissioners, each serving a four-year term and is elected from single member districts. Each district represents approximately 325,000 residents. County commissioners work with constituents and respond to constituent concerns. Cook County, which includes the City of Chicago, is the nation's second largest county. The County Board sets policy and laws for the county regarding property, public services, public health, public safety, and maintenance of county highways.

Appropriations (\$ thousands)			
Fund Category	2009 Adopted	2010 Adopted	2011 Approved and Adopted
General	350.1	334.6	360.0
Total	350.1	334.6	360.0
	Adopted	Adopted	Adopted
FTE Positions	4.2	4.2	4.0



DISTRIBUTION BY APPROPRIATION CLASSIFICATION
DEPARTMENT 092 - TWELFTH DISTRICT -OFFICE OF THE COUNTY COMMISSIONER

Account	2010 Expenditures	2010 Adjusted Appropriation	Approved & Adopted	Difference
Personal Services				
110/501010 Salaries and Wages of Regular Employees	235,099.42	298,554	299,941	1,387
133/501360 Per Diem Personnel			15,600	15,600
Personal Services Total	235,099.42	298,554	315,541	16,987
Supplies and Materials				
350/530600 Office Supplies	2,088.24	9,044	9,359	315
Supplies and Materials Total	2,088.24	9,044	9,359	315
Operations and Maintenance				
429/540090 Utilities		1,062	3,000	1,938
Operations and Maintenance Total		1,062	3,000	1,938
Rental and Leasing				
660/550130 Rental of Facilities	10,200.00	10,200	17,100	6,900
Rental and Leasing Total	10,200.00	10,200	17,100	6,900
Contingency and Special Purposes				
890/580300 General and Contingent Expenses	8,199.23	10,800	15,000	4,200
Contingency and Special Purposes Total	8,199.23	10,800	15,000	4,200
Operating Funds Total	255,586.89	329,660	360,000	30,340

PERSONAL SERVICES - SUMMARY OF POSITIONS BY BUSINESS UNIT AND JOB CODE
 DEPARTMENT 092 - TWELFTH DISTRICT -OFFICE OF THE COUNTY COMMISSIONER

Job Code	Title	Grade	2010 Appropriation		Approved & Adopted	
			FTE Pos.	Salaries	FTE Pos.	Salaries
09 Twelfth District						
01 Twelfth District - 0920112						
0006	County Commissioner	SEL	1.0	85,000	1.0	85,000
4783	Commissioner's Staff	24	3.2	232,320	3.0	214,941
			4.2	\$317,320	4.0	\$299,941
Total Salaries and Positions			4.2	\$317,320	4.0	\$299,941

PERSONAL SERVICES - SUMMARY OF POSITIONS BY GRADE
 DEPARTMENT 092 - TWELFTH DISTRICT -OFFICE OF THE COUNTY COMMISSIONER

Grade	2010 Appropriation		Approved & Adopted	
	FTE Pos.	Salaries	FTE Pos.	Salaries
SEL	1.0	85,000	1.0	85,000
24	3.2	232,320	3.0	214,941
Total Salaries and Positions	4.2	\$317,320	4.0	\$299,941

DEPARTMENT OVERVIEW

093 THIRTEENTH DISTRICT -OFFICE OF THE COUNTY COMMISSIONER

Department Mission

The Office of the 13th District Cook County Commissioner exists to represent the needs and interests of the residents of the 13th District of Cook County in the governance and operations of Cook County.

The Office of the 13th District Cook County Commissioner achieves this mission throughout its operations, including by reviewing County Board Meeting Agendas to guard against waste, inefficiency and corruption and to ensure that taxpayer dollars are being put to their best use; maintaining a visible presence in the District through the District Office; publishing all Cook County Ordinances on the www.suffredin.org Legislative Library; assisting over 850 constituents in the reassessment appeals process with the Cook County Assessor and Board of Review at the District Office and informing hundreds of constituents about the appeals process at Community Outreach Meetings; reviewing and publishing Cook County Health System Board of Directors activity on the www.suffredin.org website; and assisting constituents to address issues with various offices of County government.

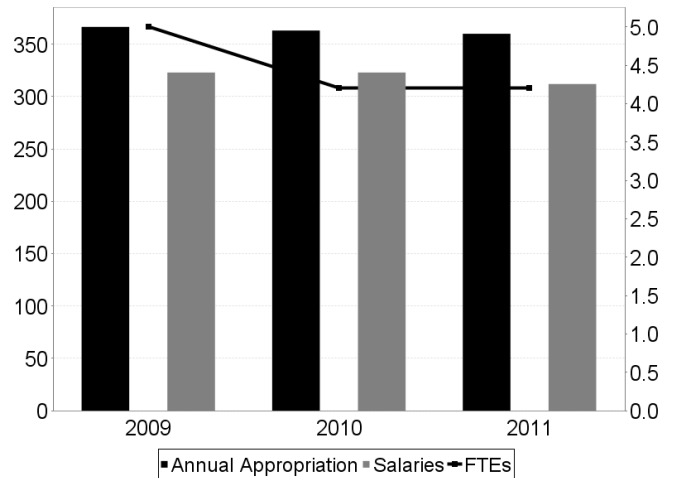
Goals and Objectives

- Review, amend and adopt the annual county budget
- Establish policies and procedures
- Assist constituents with County government-related concerns.

Summary of Operations

The Cook County Board of Commissioners is the governing policy board and legislative body of the county. It is comprised of 17 Commissioners, each serving a four-year term and is elected from single member districts. Each district represents approximately 325,000 residents. County commissioners work with constituents and respond to constituent concerns. Cook County, which includes the City of Chicago, is the nation's second largest county. The County Board sets policy and laws for the county regarding property, public services, public health, public safety, and maintenance of county highways.

Appropriations (\$ thousands)			
Fund Category	2009 Adopted	2010 Adopted	2011 Approved and Adopted
General	366.5	363.1	360.0
Total	366.5	363.1	360.0
	Adopted	Adopted	Adopted
FTE Positions	5.0	4.2	4.2



DISTRIBUTION BY APPROPRIATION CLASSIFICATION

DEPARTMENT 093 - THIRTEENTH DISTRICT -OFFICE OF THE COUNTY COMMISSIONER

Account	2010 Expenditures	2010 Adjusted Appropriation	Approved & Adopted	Difference
Personal Services				
110/501010 Salaries and Wages of Regular Employees	323,417.31	323,000	312,000	(11,000)
Personal Services Total	323,417.31	323,000	312,000	(11,000)
Contractual Services				
260/520830 Professional and Managerial Services	9,789.00	10,000	20,000	10,000
Contractual Services Total	9,789.00	10,000	20,000	10,000
Supplies and Materials				
350/530600 Office Supplies	4,945.36	4,951	7,620	2,669
Supplies and Materials Total	4,945.36	4,951	7,620	2,669
Operations and Maintenance				
429/540090 Utilities	2,840.00	3,408	3,408	
Operations and Maintenance Total	2,840.00	3,408	3,408	
Rental and Leasing				
660/550130 Rental of Facilities	15,614.43	16,164	16,972	808
Rental and Leasing Total	15,614.43	16,164	16,972	808
Contingency and Special Purposes				
890/580300 General and Contingent Expenses		1		(1)
Contingency and Special Purposes Total		1		(1)
Operating Funds Total	356,606.10	357,524	360,000	2,476

PERSONAL SERVICES - SUMMARY OF POSITIONS BY BUSINESS UNIT AND JOB CODE
 DEPARTMENT 093 - THIRTEENTH DISTRICT -OFFICE OF THE COUNTY COMMISSIONER

Job Code	Title	Grade	2010 Appropriation		Approved & Adopted	
			FTE Pos.	Salaries	FTE Pos.	Salaries
09 Thirteenth District						
01 Thirteenth District - 0930113						
0006	County Commissioner	SEL	1.0	85,000	1.0	85,000
4783	Commissioner's Staff	24	3.2	238,000	3.2	227,000
			4.2	\$323,000	4.2	\$312,000
Total Salaries and Positions			4.2	\$323,000	4.2	\$312,000

PERSONAL SERVICES - SUMMARY OF POSITIONS BY GRADE
 DEPARTMENT 093 - THIRTEENTH DISTRICT -OFFICE OF THE COUNTY COMMISSIONER

Grade	2010 Appropriation		Approved & Adopted	
	FTE Pos.	Salaries	FTE Pos.	Salaries
SEL	1.0	85,000	1.0	85,000
24	3.2	238,000	3.2	227,000
Total Salaries and Positions	4.2	\$323,000	4.2	\$312,000

DEPARTMENT OVERVIEW

094 FOURTEENTH DISTRICT -OFFICE OF THE COUNTY COMMISSIONER

Department Mission

- To professionalize, modernize and privatize Cook County government.
- Provide efficient, effective, economical and compassionate management of County business
- Partner with other units of government and the private sector to develop regional solutions for regional issues
- Provide citizens with the necessary tools to access and benefit from Cook County resources

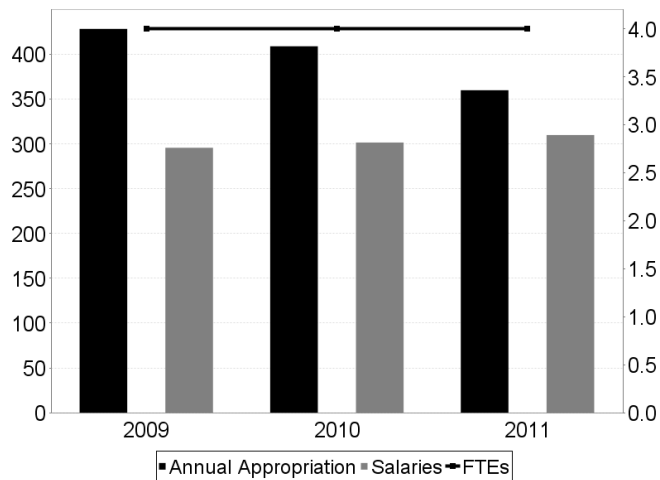
Goals and Objectives

- Review, amend and adopt the annual county budget
- Establish policies and procedures

Summary of Operations

The Cook County Board of Commissioners is the governing policy board and legislative body of the county. It is comprised of 17 Commissioners, each serving a four-year term and is elected from single member districts. Each district represents approximately 325,000 residents. County commissioners work with constituents and respond to constituent concerns. Cook County, which includes the City of Chicago, is the nation's second largest county. The County Board sets policy and laws for the county regarding property, public services, public health, public safety, and maintenance of county highways.

Appropriations (\$ thousands)			
Fund Category	2009 Adopted	2010 Adopted	2011 Approved and Adopted
General	428.5	409.1	360.0
Total	428.5	409.1	360.0
	Adopted	Adopted	Adopted
FTE Positions	4.0	4.0	4.0



DISTRIBUTION BY APPROPRIATION CLASSIFICATION
DEPARTMENT 094 - FOURTEENTH DISTRICT - OFFICE OF THE COUNTY COMMISSIONER

Account	2010 Expenditures	2010 Adjusted Appropriation	Approved & Adopted	Difference
Personal Services				
110/501010 Salaries and Wages of Regular Employees	309,240.49	301,624	309,977	8,353
Personal Services Total	309,240.49	301,624	309,977	8,353
Contractual Services				
260/520830 Professional and Managerial Services	6,276.60	10,033	12,000	1,967
289/521220 Technical Services for the Cook County Board of Commissioner	10,500.00	12,000	5,500	(6,500)
Contractual Services Total	16,776.60	22,033	17,500	(4,533)
Supplies and Materials				
350/530600 Office Supplies	20,483.07	54,495	26,523	(27,972)
Supplies and Materials Total	20,483.07	54,495	26,523	(27,972)
Rental and Leasing				
660/550130 Rental of Facilities	3,600.00	18,825	6,000	(12,825)
Rental and Leasing Total	3,600.00	18,825	6,000	(12,825)
Contingency and Special Purposes				
890/580300 General and Contingent Expenses	3,348.83	6,000		(6,000)
Contingency and Special Purposes Total	3,348.83	6,000		(6,000)
Operating Funds Total	353,448.99	402,977	360,000	(42,977)

PERSONAL SERVICES - SUMMARY OF POSITIONS BY BUSINESS UNIT AND JOB CODE
 DEPARTMENT 094 - FOURTEENTH DISTRICT -OFFICE OF THE COUNTY COMMISSIONER

Job Code	Title	Grade	2010 Appropriation		Approved & Adopted	
			FTE Pos.	Salaries	FTE Pos.	Salaries
09 Fourteenth District						
01 Fourteenth District - 0940114						
0006	County Commissioner	SEL	1.0	85,000	1.0	85,000
4783	Commissioner's Staff	24	3.0	216,624	3.0	224,977
			4.0	\$301,624	4.0	\$309,977
Total Salaries and Positions			4.0	\$301,624	4.0	\$309,977

PERSONAL SERVICES - SUMMARY OF POSITIONS BY GRADE
 DEPARTMENT 094 - FOURTEENTH DISTRICT -OFFICE OF THE COUNTY COMMISSIONER

Grade	2010 Appropriation		Approved & Adopted	
	FTE Pos.	Salaries	FTE Pos.	Salaries
SEL	1.0	85,000	1.0	85,000
24	3.0	216,624	3.0	224,977
Total Salaries and Positions	4.0	\$301,624	4.0	\$309,977

DEPARTMENT OVERVIEW

095 FIFTEENTH DISTRICT -OFFICE OF THE COUNTY COMMISSIONER

Department Mission

County Commissioners are elected officials who oversee county activities and work to ensure that citizen concerns are met, federal and state requirements are fulfilled, and county operations run smoothly.

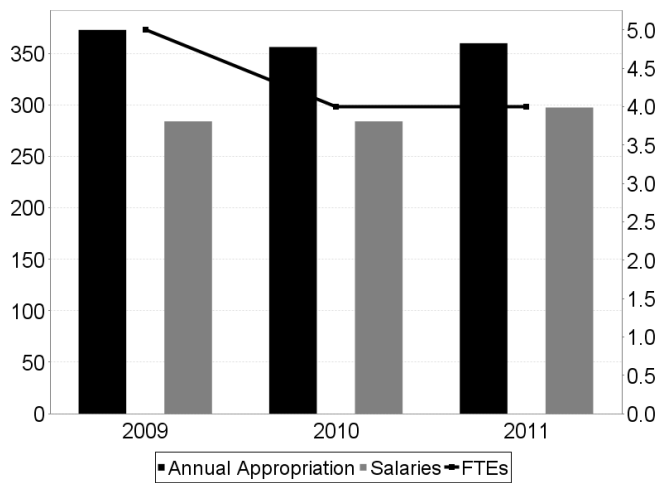
Goals and Objectives

- Review, amend and adopt the annual county budget
- Establish policies and procedures

Summary of Operations

The Cook County Board of Commissioners is the governing policy board and legislative body of the county. It is comprised of 17 Commissioners, each serving a four-year term and is elected from single member districts. Each district represents approximately 325,000 residents. County commissioners work with constituents and respond to constituent concerns. Cook County, which includes the City of Chicago, is the nation's second largest county. The County Board sets policy and laws for the county regarding property, public services, public health, public safety, and maintenance of county highways.

Appropriations (\$ thousands)			
Fund Category	2009 Adopted	2010 Adopted	2011 Approved and Adopted
General	372.9	356.3	360.0
Total	372.9	356.3	360.0
	Adopted	Adopted	Adopted
FTE Positions	5.0	4.0	4.0



DISTRIBUTION BY APPROPRIATION CLASSIFICATION
DEPARTMENT 095 - FIFTEENTH DISTRICT -OFFICE OF THE COUNTY COMMISSIONER

Account	2010 Expenditures	2010 Adjusted Appropriation	Approved & Adopted	Difference
Personal Services				
110/501010 Salaries and Wages of Regular Employees	285,095.59	284,086	297,542	13,456
Personal Services Total	285,095.59	284,086	297,542	13,456
Contractual Services				
289/521220 Technical Services for the Cook County Board of Commissioner	10,000.00	45,628	45,218	(410)
Contractual Services Total	10,000.00	45,628	45,218	(410)
Supplies and Materials				
350/530600 Office Supplies	7,446.65	8,000	5,000	(3,000)
Supplies and Materials Total	7,446.65	8,000	5,000	(3,000)
Operations and Maintenance				
429/540090 Utilities	240.00	1,000	240	(760)
Operations and Maintenance Total	240.00	1,000	240	(760)
Rental and Leasing				
660/550130 Rental of Facilities	1,200.00	1,500	1,200	(300)
Rental and Leasing Total	1,200.00	1,500	1,200	(300)
Contingency and Special Purposes				
890/580300 General and Contingent Expenses	10,497.67	10,800	10,800	
Contingency and Special Purposes Total	10,497.67	10,800	10,800	
Operating Funds Total	314,479.91	351,014	360,000	8,986

PERSONAL SERVICES - SUMMARY OF POSITIONS BY BUSINESS UNIT AND JOB CODE
 DEPARTMENT 095 - FIFTEENTH DISTRICT -OFFICE OF THE COUNTY COMMISSIONER

Job Code	Title	Grade	2010 Appropriation		Approved & Adopted	
			FTE Pos.	Salaries	FTE Pos.	Salaries
09 Fifteenth District						
01 Fifteenth District - 0950115						
0006	County Commissioner	SEL	1.0	85,000	1.0	85,000
4783	Commissioner's Staff	24	3.0	199,086	3.0	212,542
			4.0	\$284,086	4.0	\$297,542
Total Salaries and Positions			4.0	\$284,086	4.0	\$297,542

PERSONAL SERVICES - SUMMARY OF POSITIONS BY GRADE
 DEPARTMENT 095 - FIFTEENTH DISTRICT -OFFICE OF THE COUNTY COMMISSIONER

Grade	2010 Appropriation		Approved & Adopted	
	FTE Pos.	Salaries	FTE Pos.	Salaries
SEL	1.0	85,000	1.0	85,000
24	3.0	199,086	3.0	212,542
Total Salaries and Positions	4.0	\$284,086	4.0	\$297,542

DEPARTMENT OVERVIEW

096 SIXTEENTH DISTRICT -OFFICE OF THE COUNTY COMMISSIONER

Department Mission

We exist to: Provide representation and constituent services

For: The twenty-four diverse municipalities (Berwyn, Cicero, Schiller Park, Franklin Park, McCook, Hodgkins, Lyons, Summit, Willow Springs, Countryside, Western Springs, LaGrange, LaGrange Park, Northlake, Forest Park, Westchester, Stone Park, Berkley, Broadview, Hillside, Melrose Park, Brookfield, Riverside, North Riverside, and Stickney) and unincorporated areas in the Western Suburbs of Cook County that make up the 16th District

In order to: Work as a liaison and facilitator

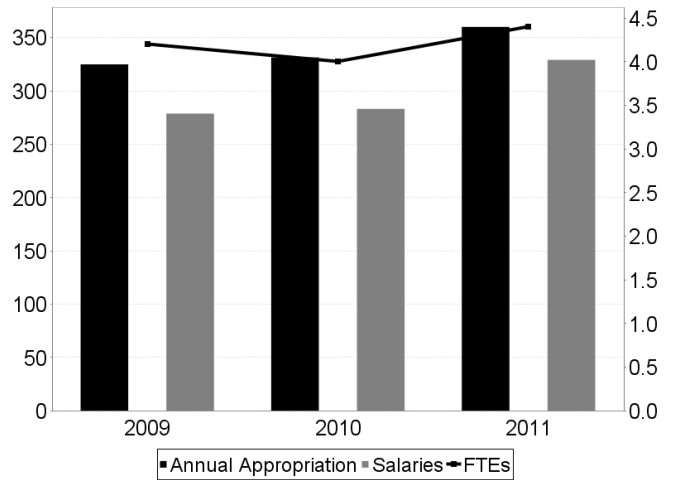
So that: Residents living within the bounds of the District, many of whom are unable to fall back upon city or village services, obtain as much of a return upon their tax dollars as possible.

Goals and Objectives

- Review, amend and adopt the annual county budget
- Establish policies and procedures

Summary of Operations

The Cook County Board of Commissioners is the governing policy board and legislative body of the county. It is comprised of 17 Commissioners, each serving a four-year term and is elected from single member districts. Each district represents approximately 325,000 residents. County commissioners work with constituents and respond to constituent concerns. Cook County, which includes the City of Chicago, is the nation's second largest county. The County Board sets policy and laws for the county regarding property, public services, public health, public safety and maintenance of county highways.



Appropriations (\$ thousands)			
Fund Category	2009 Adopted	2010 Adopted	2011 Approved and Adopted
General	324.9	331.4	360.0
Total	324.9	331.4	360.0
	Adopted	Adopted	Adopted
FTE Positions	4.2	4.0	4.4

DISTRIBUTION BY APPROPRIATION CLASSIFICATION
DEPARTMENT 096 - SIXTEENTH DISTRICT -OFFICE OF THE COUNTY COMMISSIONER

Account	2010 Expenditures	2010 Adjusted Appropriation	Approved & Adopted	Difference
Personal Services				
110/501010 Salaries and Wages of Regular Employees	306,341.80	283,120	329,067	45,947
Personal Services Total	306,341.80	283,120	329,067	45,947
Contractual Services				
260/520830 Professional and Managerial Services	699.89	3,153	2,033	(1,120)
Contractual Services Total	699.89	3,153	2,033	(1,120)
Supplies and Materials				
350/530600 Office Supplies	6,871.66	14,000	11,500	(2,500)
Supplies and Materials Total	6,871.66	14,000	11,500	(2,500)
Operations and Maintenance				
429/540090 Utilities	2,445.32	3,200	3,000	(200)
Operations and Maintenance Total	2,445.32	3,200	3,000	(200)
Rental and Leasing				
660/550130 Rental of Facilities	18,000.00	18,000	14,400	(3,600)
Rental and Leasing Total	18,000.00	18,000	14,400	(3,600)
Operating Funds Total	334,358.67	321,473	360,000	38,527

PERSONAL SERVICES - SUMMARY OF POSITIONS BY BUSINESS UNIT AND JOB CODE
 DEPARTMENT 096 - SIXTEENTH DISTRICT -OFFICE OF THE COUNTY COMMISSIONER

Job Code	Title	Grade	2010 Appropriation		Approved & Adopted	
			FTE Pos.	Salaries	FTE Pos.	Salaries
09 Sixteenth District						
01 Sixteenth District - 0960116						
0006	County Commissioner	SEL	1.0	85,000	1.0	85,000
4783	Commissioner's Staff	24	3.0	198,121	3.4	244,067
			4.0	\$283,121	4.4	\$329,067
Total Salaries and Positions			4.0	\$283,121	4.4	\$329,067

PERSONAL SERVICES - SUMMARY OF POSITIONS BY GRADE
 DEPARTMENT 096 - SIXTEENTH DISTRICT -OFFICE OF THE COUNTY COMMISSIONER

Grade	2010 Appropriation		Approved & Adopted	
	FTE Pos.	Salaries	FTE Pos.	Salaries
SEL	1.0	85,000	1.0	85,000
24	3.0	198,121	3.4	244,067
Total Salaries and Positions	4.0	\$283,121	4.4	\$329,067

DEPARTMENT OVERVIEW

097 SEVENTEENTH DISTRICT -OFFICE OF THE COUNTY COMMISSIONER

Department Mission

County Commissioners are elected officials who oversee county activities and work to ensure that citizen concerns are met, federal and state requirements are fulfilled, and county operations run smoothly.

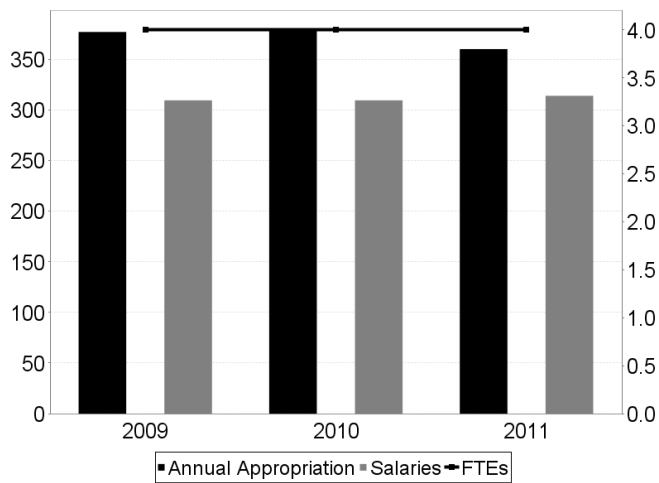
Goals and Objectives

- Review, amend and adopt the annual county budget
- Establish policies and procedures

Summary of Operations

The Cook County Board of Commissioners is the governing policy board and legislative body of the county. It is comprised of 17 Commissioners, each serving a four-year term and is elected from single member districts. Each district represents approximately 325,000 residents. County commissioners work with constituents and respond to constituent concerns. Cook County, which includes the City of Chicago, is the nation's second largest county. The County Board sets policy and laws for the county regarding property, public services, public health, public safety, and maintenance of county highways.

Appropriations (\$ thousands)			
Fund Category	2009 Adopted	2010 Adopted	2011 Approved and Adopted
General	376.9	378.9	360.0
Total	376.9	378.9	360.0
	Adopted	Adopted	Adopted
FTE Positions	4.0	4.0	4.0



DISTRIBUTION BY APPROPRIATION CLASSIFICATION

DEPARTMENT 097 - SEVENTEENTH DISTRICT -OFFICE OF THE COUNTY COMMISSIONER

Account	2010 Expenditures	2010 Adjusted Appropriation	Approved & Adopted	Difference
Personal Services				
110/501010 Salaries and Wages of Regular Employees	309,251.17	309,405	313,890	4,485
Personal Services Total	309,251.17	309,405	313,890	4,485
Contractual Services				
260/520830 Professional and Managerial Services	20,000.00	20,000	14,410	(5,590)
Contractual Services Total	20,000.00	20,000	14,410	(5,590)
Supplies and Materials				
350/530600 Office Supplies	4,539.27	4,434	5,000	566
Supplies and Materials Total	4,539.27	4,434	5,000	566
Operations and Maintenance				
429/540090 Utilities	2,054.35	2,500	1,500	(1,000)
Operations and Maintenance Total	2,054.35	2,500	1,500	(1,000)
Rental and Leasing				
660/550130 Rental of Facilities	20,091.00	20,500	10,800	(9,700)
Rental and Leasing Total	20,091.00	20,500	10,800	(9,700)
Contingency and Special Purposes				
890/580300 General and Contingent Expenses	10,800.00	10,800	14,400	3,600
Contingency and Special Purposes Total	10,800.00	10,800	14,400	3,600
Operating Funds Total	366,735.79	367,639	360,000	(7,639)

PERSONAL SERVICES - SUMMARY OF POSITIONS BY BUSINESS UNIT AND JOB CODE
 DEPARTMENT 097 - SEVENTEENTH DISTRICT -OFFICE OF THE COUNTY COMMISSIONER

Job Code	Title	Grade	2010 Appropriation		Approved & Adopted	
			FTE Pos.	Salaries	FTE Pos.	Salaries
09 Seventeenth District						
01 Seventeenth District - 0970117						
0006	County Commissioner	SEL	1.0	85,000	1.0	85,000
4783	Commissioner's Staff	24	3.0	224,403	3.0	228,890
			4.0	\$309,403	4.0	\$313,890
Total Salaries and Positions			4.0	\$309,403	4.0	\$313,890

PERSONAL SERVICES - SUMMARY OF POSITIONS BY GRADE
 DEPARTMENT 097 - SEVENTEENTH DISTRICT -OFFICE OF THE COUNTY COMMISSIONER

Grade	2010 Appropriation		Approved & Adopted	
	FTE Pos.	Salaries	FTE Pos.	Salaries
SEL	1.0	85,000	1.0	85,000
24	3.0	224,403	3.0	228,890
Total Salaries and Positions	4.0	\$309,403	4.0	\$313,890

