

SECTION CONTENTS

- Bureau Summary of Appropriations and Positions
- Bureau Distribution By Appropriation Classification
- Department Overview
- Department Budget
 - Distribution By Appropriation Classification
 - Personal Services, Summary of Positions
 - Summary of Positions by Grade

250 - State's Attorney	V - 6
561 - State's Attorney Narcotics Forfeiture	V - 17
562 - State's Attorney Bad Check Diversion Program	V - 21
566 - Capital Litigation Trust Fund	V - 23

PER MEMO FROM THE DEPT. OF BUDGET & MANAGEMENT SERVICES
CORRECTION

PER MEMO FROM THE DEPT. OF BUDGET & MANAGEMENT SERVICES
CORRECTION

BUREAU SUMMARY
STATE'S ATTORNEY

SUMMARY OF APPROPRIATIONS

Department and Title	Expenditures Year-to-date	2009 Adjusted Appropriation	Department Request	President's Recommendation	Difference
Public Safety Fund					
250 - State's Attorney	77,282,593	95,305,125	103,003,968	100,690,548	5,385,423
Public Safety Fund Total	77,282,593	95,305,125	103,003,968	100,690,548	5,385,423
General Fund Total	77,282,593	95,305,125	103,003,968	100,690,548	5,385,423
Special Purpose Funds					
561 - State's Attorney Narcotics Forfeiture	2,102,253	3,151,650	3,268,993	3,268,993	117,343
562 - State's Attorney Bad Check Diversion Program	4,543	280,300	584,213	584,213	303,913
566 - Capital Litigation Trust Fund	1,653,982	2,904,423	2,973,560	2,973,560	69,137
Special Purpose Funds Total	3,760,778	6,336,373	6,826,766	6,826,766	490,393
Special Purpose Fund Total	3,760,778	6,336,373	6,826,766	6,826,766	490,393
Restricted					
611 - Internet Crimes			696,224	696,224	696,224
613 - State's Attorney Domestic Violence Targeted Abuser Call			301,230	301,230	301,230
614 - State's Attorney Juvenile Court Victim Assistance Services			123,305	123,305	123,305
615 - State's Attorney Services To Cook County Victims			284,125	284,125	284,125
616 - State's Attorney Homicide Advocacy Services			131,098	131,098	131,098
618 - State's Attorney Victim Assistance Services			86,638	86,638	86,638
622 - State's Attorney Appellate Assistance Program			2,560,000	2,560,000	2,560,000
624 - State's Attorney Motor Vehicle Theft Prosecutions			782,742	782,742	782,742
627 - State's Attorney South Suburban Auto Theft Program			40,417	40,417	40,417
633 - State's Attorney Victim Assistance TAC			62,973	62,973	62,973
636 - State's Attorney Internet Crimes Against Children			300,000	300,000	300,000
638 - State's Attorney Prosecutor Based Victim Assistance			202,636	202,636	202,636
648 - State's Attorney DNA Training/Prosecutions			361,651	361,651	361,651
653 - State's Attorney Project Safe Neighborhood			106,000	106,000	106,000
742 - State's Attorney Victim Sensitive Interview			104,951	104,951	104,951
746 - State's Attorney Homicide Families Support Group			11,250	11,250	11,250
747 - State's Attorney Victim Witness Sexual Assault Services			24,000	24,000	24,000
756 - State's Attorney Domestic Violence Chicago Response			905,407	905,407	905,407
762 - State's Attorney Prosecution Based Victim Assistance			465,388	465,388	465,388
782 - State's Attorney Child Support Enforcement			13,435,553	13,435,553	13,435,553
795 - State's Attorney Cold Case Homicide Unit			1,211,731	1,211,731	1,211,731
830 - State's Attorney Complex Drug Prosecutions			1,644,117	1,644,117	1,644,117
Restricted Total			23,841,436	23,841,436	23,841,436
Grants Fund Total			23,841,436	23,841,436	23,841,436
Total Appropriations	81,043,371	101,641,498	133,672,170	131,358,750	29,717,252

SUMMARY OF POSITIONS

Department and Title	2009 Approved Positions	Department Request	President's Recommendation	Difference
Public Safety Fund				
250 - State's Attorney	1,281.5	1,314.8	1,288.8	7.3
Public Safety Fund Total	1,281.5	1,314.8	1,288.8	7.3
General Fund Total	1,281.5	1,314.8	1,288.8	7.3

BUREAU SUMMARY
STATE'S ATTORNEY

Department and Title	2009 Approved Positions	Department Request	President's Recommendation	Difference
Special Purpose Funds				
561 - State's Attorney Narcotics Forfeiture	47.0	39.8	39.8	(7.2)
566 - Capital Litigation Trust Fund	25.0	27.0	27.0	2.0
Special Purpose Funds Total	72.0	66.8	66.8	(5.2)
Special Purpose Fund Total	72.0	66.8	66.8	(5.2)
Restricted				
611 - Internet Crimes		2.0	2.0	2.0
614 - State's Attorney Juvenile Court Victim Assistance Services		2.0	2.0	2.0
615 - State's Attorney Services To cook county Victims		4.0	4.0	4.0
616 - State's Attorney Homicide Advocacy Services		2.0	2.0	2.0
618 - State's Attorney Victim Assistance Services		1.0	1.0	1.0
622 - State's Attorney Appellate Assistance Program		42.0	42.0	42.0
624 - State's Attorney Motor Vehicle Theft Prosecutions		7.0	7.0	7.0
627 - State's Attorney South Suburban Auto Theft Program		1.0	1.0	1.0
633 - State's Attorney Victim Assistance TAC		1.0	1.0	1.0
636 - State's Attorney Internet Crimes Against Children		2.0	2.0	2.0
638 - State's Attorney Prosecutor Based Victim Assistance		3.0	3.0	3.0
648 - State's Attorney DNA Training/Prosecutions		3.0	3.0	3.0
653 - State's Attorney Project Safe Neighborhood		1.0	1.0	1.0
742 - State's Attorney Victim Sensitive Interview		1.0	1.0	1.0
756 - State's Attorney Domestic Violence Chicago Response		10.0	10.0	10.0
762 - State's Attorney Prosecution Based Victim Assistance		7.0	7.0	7.0
782 - State's Attorney Child Support Enforcement		152.0	152.0	152.0
795 - State's Attorney Cold Case Homicide Unit		9.0	9.0	9.0
830 - State's Attorney Complex Drug Prosecutions		14.0	14.0	14.0
Restricted Total		264.0	264.0	264.0
Grants Fund Total		264.0	264.0	264.0
Total Positions	1,353.5	1,645.6	1,619.6	266.1

PER MEMO FROM THE DEPT. OF BUDGET & MANAGEMENT SERVICES

DISTRIBUTION BY APPROPRIATION CLASSIFICATION
STATE'S ATTORNEY

Account	2009 Expend. Year-to-date	2009 Adjusted Appropriation	Department Request	President's Recommendation	Difference	
Personal Services						
110/501010	Salaries and Wages of Regular Employees	71,399,060	87,939,043	95,469,819	93,694,499	5,755,456
120/501210	Overtime Compensation	366,250	450,000	450,000	450,000	
170/501510	Mandatory Medicare Costs	45,201				
185/501810	Professional and Technical Membership Fees	744	1,700	1,700	900	(800)
186/501860	Training Programs for Staff Personnel	62,136	85,000	85,000	85,000	
189/501950	Allowances Per Collective Bargaining Agreement	18,471	17,850	17,850	17,850	
190/501970	Transportation and Other Travel Expenses for Employees	240,027	280,000	300,000	280,000	
Personal Services Total		72,131,889	88,773,593	96,324,369	94,528,249	5,754,656
Contractual Services						
217/520100	Transportation for Specific Activities and Purposes	319,112	465,000	400,000	400,000	(65,000)
225/520260	Postage	192,033	300,000	300,000	280,000	(20,000)
228/520280	Delivery Services	10,339	22,493	22,000	17,000	(5,493)
232/520350	Boarding and Lodging of Non-Employees	162,095	240,000	240,000	240,000	
240/520490	Printing and Publishing	62,305	65,000	65,000	65,000	
246/520650	Imaging of Records	88,189	120,000	120,000	120,000	
260/520830	Professional and Managerial Services	701,390	732,400	730,000	730,000	(2,400)
263/520930	Legal Fees	26,341	190,000	170,000	90,000	(100,000)
264/520960	Expert Witnesses	156,925	215,000	215,000	200,000	(15,000)
268/521030	Court Reporting, Stenographic, Transcribing, or Interpreter Services	754,701	700,000	850,000	800,000	100,000
Contractual Services Total		2,473,430	3,049,893	3,112,000	2,942,000	(107,893)
Supplies and Materials						
350/530600	Office Supplies	255,592	350,000	350,000	320,000	(30,000)
353/530640	Books, Periodicals, Publications, Archives and Data Services	357,567	140,000	140,000	140,000	
355/530700	Photographic and Reproduction Supplies	189,588	250,000	250,000	250,000	
388/531650	Computer Operation Supplies	82,999	145,000	145,000	110,000	(35,000)
Supplies and Materials Total		885,746	885,000	885,000	820,000	(65,000)
Operations and Maintenance						
440/540130	Maintenance and Repair of Office Equipment	63,991	60,000	120,000	120,000	60,000
441/540170	Maintenance and Repair of Data Processing Equipment and Software	8,137	44,000	230,960	230,960	186,960
444/540250	Maintenance and Repair of Automotive Equipment	109,647	240,000	240,000	240,000	
445/540290	Operation of Automotive Equipment	258,293	660,000	500,000	500,000	(160,000)
449/540310	Op., Maint. and Repair of Institutional Equipment	47,138	48,139	47,139	47,139	(1,000)
461/540370	Maintenance of Facilities	15,629	18,000	18,000	18,000	
Operations and Maintenance Total		502,835	1,070,139	1,156,099	1,156,099	85,960
Rental and Leasing						
634/550060	Rental of Automotive Equipment	642	3,500	3,500	1,200	(2,300)
660/550130	Rental of Facilities	80,113	83,000	83,000	83,000	
Rental and Leasing Total		80,755	86,500	86,500	84,200	(2,300)
Contingency and Special Purposes						
811/580360	Contingency Fund for the Use of the State's Attorney	30,926	60,000	60,000	60,000	
818/580033	Reimbursement to Designated Fund	1,177,012	1,380,000	1,380,000	1,100,000	(280,000)
Contingency and Special Purposes Total		1,207,938	1,440,000	1,440,000	1,160,000	(280,000)
Operating Funds Total		77,282,593	95,305,125	103,003,968	100,690,548	5,385,423
(717) New/Replacement Capital Equipment						
530/560510	Office Furnishings and Equipment		78,100			(78,100)

DISTRIBUTION BY APPROPRIATION CLASSIFICATION
 STATE'S ATTORNEY

Account	2009 Expend. Year-to-date	2009 Adjusted Appropriation	Department Request	President's Recommendation	Difference
549/560610 Vehicle Purchase		2,688,000	600,000	600,000	(2,088,000)
570/560440 Telecommunications Equipment		191,184			(191,184)
579/560450 Computer Equipment		3,042,716	2,267,000	2,267,000	(775,716)
		6,000,000	2,867,000	2,867,000	(3,133,000)
Total Capital Equipment Request Total		6,000,000	2,867,000	2,867,000	(3,133,000)

PER MEMO FROM THE DEPT. OF BUDGET & MANAGEMENT SERVICES
 CORRECTION

DISTRIBUTION BY APPROPRIATION CLASSIFICATION
 STATE'S ATTORNEY - SPECIAL PURPOSE FUNDS

Account	2009 Expend. Year-to-date	2009 Adjusted Appropriation	Department Request	President's Recommendation	Difference
Personal Services					
110/501010 Salaries and Wages of Regular Employees	3,256,156	4,544,774	4,405,000	4,405,000	(139,774)
115/501170 Appropriation Adjustment for Personal Services		23,000	23,000	23,000	
120/501210 Overtime Compensation	18,880		20,000	20,000	20,000
170/501510 Mandatory Medicare Costs	43,678	66,576	60,958	60,958	(5,618)
172/501540 Workers' Compensation		29,766	67,750	67,750	37,984
174/501570 Pension		168,672	384,198	384,198	215,526
175/501590 Life Insurance Program	16,820	18,303	15,488	15,488	(2,815)
176/501610 Health Insurance	405,681	571,666	765,308	765,308	193,642
177/501640 Dental Insurance Plan	6,040	20,850	30,861	30,861	10,011
178/501660 Unemployment Compensation		29,766	67,750	67,750	37,984
179/501690 Vision Care Insurance	6,452	11,881	8,929	8,929	(2,952)
186/501860 Training Programs for Staff Personnel		82,800	100,000	100,000	17,200
189/501950 Allowances Per Collective Bargaining Agreement	2,528	4,400	5,400	5,400	1,000
Personal Services Total	3,756,235	5,572,454	5,954,642	5,954,642	382,188
Contractual Services					
240/520490 Printing and Publishing	697	10,000	10,000	10,000	
Contractual Services Total	697	10,000	10,000	10,000	
Supplies and Materials					
350/530600 Office Supplies			10,000	10,000	10,000
Supplies and Materials Total			10,000	10,000	10,000
Capital Equipment and Improvements					
579/560450 Computer Equipment	3,846		100,000	100,000	100,000
Capital Equipment and Improvements Total	3,846		100,000	100,000	100,000
Contingency and Special Purposes					
814/580380 Appropriation Adjustments		498,506	494,562	494,562	(3,944)
818/580033 Reimbursement to Designated Fund		90,413	92,562	92,562	2,149
883/580260 Cook County Administration		165,000	165,000	165,000	
Contingency and Special Purposes Total		753,919	752,124	752,124	(1,795)
Operating Funds Total	3,760,778	6,336,373	6,826,766	6,826,766	490,393

CORRECTION
 PER MEMO FROM THE DEPT. OF BUDGET & MANAGEMENT SERVICES

DEPARTMENT OVERVIEW

250 STATE'S ATTORNEY

Department Mission

The Office works to uphold public safety through the fair and efficient administration of justice. Assistant State's Attorneys and support staff vigorously prosecute crimes committed in the county and provide extensive services to victims and witnesses. The office also represents the County and its officers in all civil proceedings.

Goals and Objectives

- In the coming year, a top priority for the administration will be to diligently pursue legislative changes that will increase penalties for gang members and others in possession of illegal weapons. By targeting gang members and their drug trade, the goal will be to de-stabilize and dismantle these complex drug-trafficking organizations that are responsible for so much violence in Cook County communities. The office is also putting a stronger emphasis on public corruption and financial crimes cases pursued by the Special Prosecutions Bureau. In addition, a goal is to open up what will be the third Community Justice Center to expand efforts to increase the presence of the State's Attorney's Office in neighborhoods and make the services of the office more accessible to residents. The office also intends to expand the new Veteran's Court program that operates through the Narcotics Bureau to several suburban locations.

Summary of Operations

With nearly 900 attorneys, the Cook County State's Attorney's Office is the second largest prosecutor's office in the nation, second only to Los Angeles County. In addition to direct criminal prosecution, the State's Attorney's Office files legal actions to enforce child support orders, protect consumers and the elderly from exploitation, and assist thousands of victims of domestic violence every year. The Office is divided into seven bureaus: Criminal Prosecutions, Juvenile Justice, Narcotics, Special Prosecutions, Civil Actions, Investigations and Administrative Services.

Criminal Prosecutions:

The Criminal Prosecutions Bureau is the largest in the Office. It is divided into three divisions: Felony Trial, Sexual Crimes, and Municipal. Each division is further divided into specialized units located throughout the county. The bureau handles hundreds of thousands of misdemeanor cases and more than 30,000 felony cases each year. This bureau is also charged with prosecuting thousands of domestic violence cases each year as well as cases of child sexual abuse through the Child Advocacy Division.

Juvenile Justice:

The Juvenile Justice Bureau contains two divisions: Delinquency and Child Protection. The Delinquency Division handles cases involving juveniles under the age of 17 who have been arrested for committing a crime. This division has cut down drastically the number of youngsters thrown into the court system by careful screening and by referring the teens into community-based alternatives to incarceration. The Child Protection Division files civil actions against parents and guardians who abuse or neglect their children. The bureau seeks to strike a balance between holding offenders responsible for their actions and providing non-violent teens a second chance.

Narcotics:

The Narcotics Bureau focuses most of its efforts on long-term investigations that target major dealers operating often with violent street gangs. The bureau seeks treatment programs, such as our highly successful Drug School, for low-level users. This saves taxpayers the cost of incarceration and helps addicts to free themselves of the vicious circle of drugs and incarceration. This bureau handles tens of thousands of cases each year.

Special Prosecutions:

The Special Prosecutions Bureau is responsible for investigating and prosecuting complex criminal and public corruption cases. It includes units for Auto Theft, Gang Crimes, Government and Financial Crimes, Organized Crime/Cold Case, and Professional Standards. It also initiates civil and criminal lawsuits to protect individuals and the public interest. Consumer Fraud and Seniors and Persons with Disabilities are also units in the bureau. State's Attorney Alvarez this year put a greater emphasis on this bureau by hiring a former federal prosecutor to head the specialized investigations that attack the core operations of sophisticated criminal enterprises, including public corruption. Although such cases often require lengthy investigations, they have the potential for a greater, long-term impact on how our community regards law enforcement because they show the office's intolerance for corruption and its pursuit of financial crime.

Civil Actions:

The Civil Actions Bureau defends the county and its officeholders and employees in civil suits, provides a full range of legal services for all county agencies, and represents the county's interests in actions brought to collect monies owed for taxes and fees. The bureau has sections dedicated to Child Support Enforcement, Complex Litigation, Labor and Employment, Torts and Civil Rights, Industrial Claims, Revenue Recovery, Municipal Litigation, Transactions/Health Law, and Real Estate Taxation.

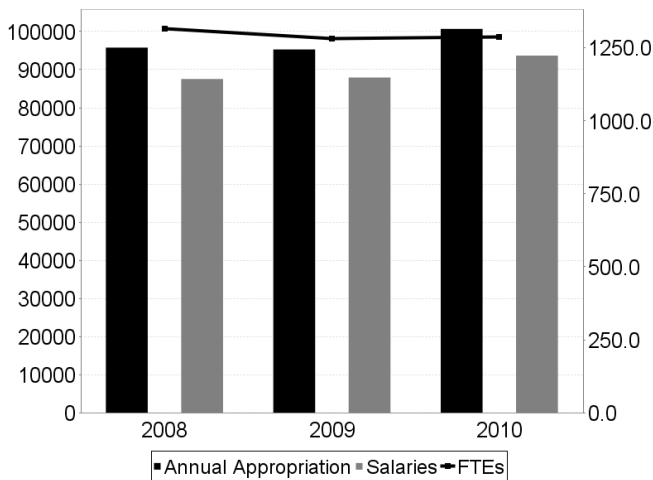
Administrative Bureau:

The Investigations and Administrative Bureaus provide investigative, technical and administrative assistance to the office. The Administrative Services Bureau supports all other bureaus with administrative personnel and contains the office's national award-winning Victim Witness Assistance Program that provides services to crime victims.

Fund Category	Appropriations (\$ thousands)		
	2008 Adopted	2009 Adopted	2010 Recommended
General	95,781.4	95,305.1	100,690.5
Total	95,781.4	95,305.1	100,690.5
	Adopted	Adopted	Recommended
FTE Positions	1,315.0	1,281.5	1,288.8

DEPARTMENT OVERVIEW

250 STATE'S ATTORNEY



Major Accomplishments

- Secured a \$2.3 million federal grant in September to establish a Mortgage Fraud Investigations and Prosecution unit to target unscrupulous lenders and others who prey upon seniors and some of the most vulnerable citizens in this troubled economy.
- Opened up two Community Justice Centers. The first was in May at 5333 N. Western and the second was in August at 9059 S. Cottage Grove. Currently working to open a third suburban location.
- Successfully drafted and helped pass the following legislation approved by the Illinois legislature and signed by the Governor in August of 2009: House Bill 584 which increases criminal penalties for disarming a peace officer or a correctional institution employee. House bill 693 which gives stalking victims another means of fighting back. The bill enables victims to pursue civil remedies such as orders of protection to keep an offender away regardless of whether the victim has been in a personal relationship with the offender. House Bill 445 which amends the Illinois Controlled Substances Act to add N-Benzylpiperazine – a so-called club drug commonly referred to as BZP – to the list of Schedule 1 controlled substances. The bill establishes penalties for the unlawful manufacture, delivery or possession of this substance.
- Initiated the investigation, later joined by the U.S. Attorney's office. To prosecute corruption in the Chicago Police Department. Nine officers charged as of September 2009, with seven convicted and sentenced to jail time.
- Diversified the office by appointing many qualified women and minorities to top management positions. Expanding efforts to increase minority representation at the entry and mid- management level.
- Established a Domestic Violence unit that has been recognized by the Department of Justice as a national model. Increasing efforts to expand services to the victims of this crime.
- Worked in partnership with Cook County agencies to create the first Cook County Felony Veterans Court Program, a therapeutic court which serves military veterans charged with non-violent felonies. Currently working to expand Veteran's Court locations in suburban Cook County.

DISTRIBUTION BY APPROPRIATION CLASSIFICATION
DEPARTMENT 250 - STATE'S ATTORNEY

Account	2009 Expend. Year-to-date	2009 Adjusted Appropriation	Department Request	President's Recommendation	Difference
Personal Services					
110/501010 Salaries and Wages of Regular Employees	71,399,060	87,939,043	95,469,819	93,694,499	5,755,456
120/501210 Overtime Compensation	366,250	450,000	450,000	450,000	
170/501510 Mandatory Medicare Costs	45,201				
185/501810 Professional and Technical Membership Fees	744	1,700	1,700	900	(800)
186/501860 Training Programs for Staff Personnel	62,136	85,000	85,000	85,000	
189/501950 Allowances Per Collective Bargaining Agreement	18,471	17,850	17,850	17,850	
190/501970 Transportation and Other Travel Expenses for Employees	240,027	280,000	300,000	280,000	
Personal Services Total	72,131,889	88,773,593	96,324,369	94,528,249	5,754,656
Contractual Services					
217/520100 Transportation for Specific Activities and Purposes	319,112	465,000	400,000	400,000	(65,000)
225/520260 Postage	192,033	300,000	300,000	280,000	(20,000)
228/520280 Delivery Services	10,339	22,493	22,000	17,000	(5,493)
232/520350 Boarding and Lodging of Non-Employees	162,095	240,000	240,000	240,000	
240/520490 Printing and Publishing	62,305	65,000	65,000	65,000	
246/520650 Imaging of Records	88,189	120,000	120,000	120,000	
260/520830 Professional and Managerial Services	701,390	732,400	730,000	730,000	(2,400)
263/520930 Legal Fees	26,341	190,000	170,000	90,000	(100,000)
264/520960 Expert Witnesses	156,925	215,000	215,000	200,000	(15,000)
268/521030 Court Reporting, Stenographic, Transcribing, or Interpreter Services	754,701	700,000	850,000	800,000	100,000
Contractual Services Total	2,473,430	3,049,893	3,112,000	2,942,000	(107,893)
Supplies and Materials					
350/530600 Office Supplies	255,592	350,000	350,000	320,000	(30,000)
353/530640 Books, Periodicals, Publications, Archives and Data Services	357,567	140,000	140,000	140,000	
355/530700 Photographic and Reproduction Supplies	189,588	250,000	250,000	250,000	
388/531650 Computer Operation Supplies	82,999	145,000	145,000	110,000	(35,000)
Supplies and Materials Total	885,746	885,000	885,000	820,000	(65,000)
Operations and Maintenance					
440/540130 Maintenance and Repair of Office Equipment	63,991	60,000	120,000	120,000	60,000
441/540170 Maintenance and Repair of Data Processing Equipment and Software	8,137	44,000	230,960	230,960	186,960
444/540250 Maintenance and Repair of Automotive Equipment	109,647	240,000	240,000	240,000	
445/540290 Operation of Automotive Equipment	258,293	660,000	500,000	500,000	(160,000)
449/540310 Op., Maint. and Repair of Institutional Equipment	47,138	48,139	47,139	47,139	(1,000)
461/540370 Maintenance of Facilities	15,629	18,000	18,000	18,000	
Operations and Maintenance Total	502,835	1,070,139	1,156,099	1,156,099	85,960
Rental and Leasing					
634/550060 Rental of Automotive Equipment	642	3,500	3,500	1,200	(2,300)
660/550130 Rental of Facilities	80,113	83,000	83,000	83,000	
Rental and Leasing Total	80,755	86,500	86,500	84,200	(2,300)
Contingency and Special Purposes					
811/580360 Contingency Fund for the Use of the State's Attorney	30,926	60,000	60,000	60,000	
818/580033 Reimbursement to Designated Fund	1,177,012	1,380,000	1,380,000	1,100,000	(280,000)
Contingency and Special Purposes Total	1,207,938	1,440,000	1,440,000	1,160,000	(280,000)
Operating Funds Total	77,282,593	95,305,125	103,003,968	100,690,548	5,385,423
(717) New/Replacement Capital Equipment - 71700250					
530/560510 Office Furnishings and Equipment		78,100			(78,100)

DISTRIBUTION BY APPROPRIATION CLASSIFICATION
DEPARTMENT 250 - STATE'S ATTORNEY

Account	2009 Expend. Year-to-date	2009 Adjusted Appropriation	Department Request	President's Recommendation	Difference
549/560610 Vehicle Purchase		2,688,000	600,000	600,000	(2,088,000)
570/560440 Telecommunications Equipment		191,184			(191,184)
579/560450 Computer Equipment		3,042,716	2,267,000	2,267,000	(775,716)
		6,000,000	2,867,000	2,867,000	(3,133,000)
Total Capital Equipment Request Total		6,000,000	2,867,000	2,867,000	(3,133,000)

PER MEMO FROM THE DEPT. OF BUDGET & MANAGEMENT SERVICES
CORRECTION

PERSONAL SERVICES - SUMMARY OF POSITIONS BY BUSINESS UNIT AND JOB CODE
 DEPARTMENT 250 - STATE'S ATTORNEY

Job Code	Title	Grade	2009 Current		Department Request		President's Recommendation	
			FTE Pos.	Salaries	FTE Pos.	Salaries	FTE Pos.	Salaries
01 Administrative Division								
01 Administration - 2500890								
0016	State's Attorney	SEL	1.0	192,789	1.0	192,789	1.0	192,789
1176	Assistant State's Attorney	AT	1.0	168,536	1.0	168,537	1.0	168,537
1479	Special Assistant State's Attorney	AT			1.0	153,196	1.0	153,196
1174	Assistant State's Attorney	AT	1.0	152,509	1.0	153,196	1.0	153,196
1173	Assistant State's Attorney	AT	2.0	288,990				
1165	Assistant State's Attorney	AT			1.0	111,330	1.0	111,330
1158	Assistant State's Attorney	AT	1.0	109,676				
1155	Assistant State's Attorney	AT			1.0	77,355	1.0	77,355
1150	Assistant State's Attorney	AT			1.0	77,355	1.0	77,355
1149	Assistant State's Attorney	AT			2.0	147,184	2.0	147,184
			6.0	\$912,500	9.0	\$1,080,942	9.0	\$1,080,942
02 Criminal Prosecutions Bureau								
01 Felony Trial Division - 2500891								
1173	Assistant State's Attorney	AT	1.0	144,495	2.0	288,992	2.0	288,992
1171	Assistant State's Attorney	AT	2.0	249,516	1.0	131,907	1.0	131,907
1170	Assistant State's Attorney	AT	1.0	128,658	1.0	128,658	1.0	128,658
1169	Assistant State's Attorney	AT	3.0	380,238	3.0	346,526	3.0	346,526
1167	Assistant State's Attorney	AT	8.0	940,872	8.0	941,126	8.0	941,126
1165	Assistant State's Attorney	AT	5.0	562,925	7.0	749,711	7.0	749,711
1163	Assistant State's Attorney	AT	1.0	109,131	1.0	109,131	1.0	109,131
1162	Assistant State's Attorney	AT	7.0	756,047				
1161	Assistant State's Attorney	AT	7.0	779,534	5.0	550,598	5.0	550,598
1160	Assistant State's Attorney	AT	14.0	1,474,963	9.0	914,153	9.0	914,153
1159	Assistant State's Attorney	AT	17.0	1,693,878	25.0	2,406,135	25.0	2,406,135
1158	Assistant State's Attorney	AT	16.0	1,562,939	14.6	1,483,425	14.6	1,483,425
1157	Assistant State's Attorney	AT	14.0	1,289,386	10.0	948,880	10.0	948,880
1156	Assistant State's Attorney	AT	17.6	1,600,313	14.6	1,338,350	14.6	1,338,350
1155	Assistant State's Attorney	AT	33.5	2,790,108	42.5	3,673,140	42.5	3,673,140
1154	Assistant State's Attorney	AT	8.8	819,556	11.8	1,058,880	11.8	1,058,880
1152	Assistant State's Attorney	AT	27.6	2,215,387	33.6	2,781,862	33.6	2,781,862
1151	Assistant State's Attorney	AT			1.0	77,355	1.0	77,355
1150	Assistant State's Attorney	AT	14.0	1,042,363	14.0	1,107,586	14.0	1,107,586
1149	Assistant State's Attorney	AT	25.0	1,623,041	17.0	1,247,113	17.0	1,247,113
2436	Assistant State's Attorney	AT	18.0	1,138,893	14.0	923,358	14.0	923,358
1147	Assistant State's Attorney	AT	2.0	116,571	8.0	511,940	8.0	511,940
1145	Assistant State's Attorney	AT	1.0	61,189	13.0	807,981	13.0	807,981
1144	Assistant State's Attorney	AT	2.0	128,799	5.0	344,023	5.0	344,023
0500	Assistant State's Attorney	AT	3.8	235,293				
			249.3	\$21,844,095	261.1	\$22,870,830	261.1	\$22,870,830
02 Municipal Division - 2500892								
1169	Assistant State's Attorney	AT			2.0	253,569	2.0	253,569
1167	Assistant State's Attorney	AT	5.0	588,045	9.0	1,058,481	9.0	1,058,481
1166	Assistant State's Attorney	AT			1.0	111,330	1.0	111,330
1165	Assistant State's Attorney	AT	5.0	527,048	7.0	780,491	7.0	780,491
1163	Assistant State's Attorney	AT	1.0	111,329	2.0	222,660	2.0	222,660
1162	Assistant State's Attorney	AT			2.0	222,660	2.0	222,660
1161	Assistant State's Attorney	AT	1.0	111,329	4.0	451,599	4.0	451,599
1160	Assistant State's Attorney	AT	1.0	105,387	1.0	109,676	1.0	109,676
1159	Assistant State's Attorney	AT			2.0	160,770	2.0	160,770

PERSONAL SERVICES - SUMMARY OF POSITIONS BY BUSINESS UNIT AND JOB CODE

DEPARTMENT 250 - STATE'S ATTORNEY

Job Code	Title	Grade	2009 Current		Department Request		President's Recommendation	
			FTE Pos.	Salaries	FTE Pos.	Salaries	FTE Pos.	Salaries
1158	Assistant State's Attorney	AT			1.0	55,382	1.0	55,382
1157	Assistant State's Attorney	AT			4.0	357,414	4.0	357,414
1156	Assistant State's Attorney	AT	4.0	339,089	4.0	279,426	4.0	279,426
1155	Assistant State's Attorney	AT	2.0	163,853	4.0	247,878	4.0	247,878
1154	Assistant State's Attorney	AT			3.0	174,107	3.0	174,107
1152	Assistant State's Attorney	AT	8.0	634,424	5.0	339,377	5.0	339,377
1150	Assistant State's Attorney	AT	15.0	1,108,632	11.0	763,005	11.0	763,005
1149	Assistant State's Attorney	AT	21.2	1,424,729	36.0	2,189,363	36.0	2,189,363
2436	Assistant State's Attorney	AT	19.0	1,189,811	29.0	1,807,689	29.0	1,807,689
1147	Assistant State's Attorney	AT	21.8	1,271,952	17.0	1,024,807	17.0	1,024,807
1145	Assistant State's Attorney	AT	15.0	896,564	10.0	610,644	10.0	610,644
1144	Assistant State's Attorney	AT	11.8	732,034	6.0	361,782	6.0	361,782
0500	Assistant State's Attorney	AT	2.0	175,313	14.0	819,570	14.0	819,570
			132.8	\$9,379,539	174.0	\$12,401,680	174.0	\$12,401,680
03 Appellate Division - 2500893								
1169	Assistant State's Attorney	AT	1.0	93,032	1.0	126,747	1.0	126,747
1167	Assistant State's Attorney	AT	1.0	117,609				
1165	Assistant State's Attorney	AT	1.0	117,609				
1163	Assistant State's Attorney	AT	2.0	222,658	2.0	222,660	2.0	222,660
1162	Assistant State's Attorney	AT	1.0	105,387				
1161	Assistant State's Attorney	AT	1.0	105,387	2.0	215,064	2.0	215,064
1160	Assistant State's Attorney	AT	2.0	221,005	4.0	430,731	4.0	430,731
1159	Assistant State's Attorney	AT	1.0	102,791	1.0	109,131	1.0	109,131
1158	Assistant State's Attorney	AT	5.6	752,547	3.0	464,170	3.0	464,170
1157	Assistant State's Attorney	AT	1.8	275,797	1.6	275,800	1.6	275,798
1156	Assistant State's Attorney	AT	2.2	269,550	5.2	545,880	5.2	545,880
1155	Assistant State's Attorney	AT	10.6	1,230,992	7.2	922,208	7.2	922,202
1154	Assistant State's Attorney	AT	0.6	86,322	3.6	330,278	3.6	330,278
1152	Assistant State's Attorney	AT	3.6	301,380	2.6	210,455	2.6	210,455
1150	Assistant State's Attorney	AT	3.0	211,652	2.0	132,737	2.0	132,737
1149	Assistant State's Attorney	AT	1.0	67,610	2.0	126,096	2.0	126,096
2436	Assistant State's Attorney	AT	1.0	64,319	1.0	67,610	1.0	67,610
1147	Assistant State's Attorney	AT	3.0	179,440	2.0	115,363	2.0	115,363
1145	Assistant State's Attorney	AT	18.0	1,107,368	4.0	247,166	4.0	247,166
1144	Assistant State's Attorney	AT	2.0	119,701	2.0	119,702	2.0	119,702
0500	Assistant State's Attorney	AT	7.0	416,471				
			69.4	\$6,168,627	46.2	\$4,661,798	46.2	\$4,661,790
04 Community Justice Centers - 2500903								
0691	Victim Witness Coordinator IV	19			1.0	69,917	1.0	69,917
0050	Administrative Assistant IV	18			5.0	289,592	2.0	130,857
0907	Clerk V	11			1.0	40,151	1.0	40,151
0935	Stenographer IV	11			3.0	97,026		1
1159	Assistant State's Attorney	AT			1.0	103,405	1.0	103,405
1158	Assistant State's Attorney	AT			4.0	383,265	1.0	109,678
1155	Assistant State's Attorney	AT			4.0	324,870	1.0	92,803
2436	Assistant State's Attorney	AT			1.0	77,649	1.0	77,649
					20.0	\$1,385,875	8.0	\$624,461
03 Civil Actions Bureau								
01 Civil Division - 2500894								
0556	Law Clerk I	14	1.0	50,390	1.0	50,391	1.0	50,391
1173	Assistant State's Attorney	AT	1.0	144,495	1.0	144,496	1.0	144,496

PERSONAL SERVICES - SUMMARY OF POSITIONS BY BUSINESS UNIT AND JOB CODE
 DEPARTMENT 250 - STATE'S ATTORNEY

Job Code	Title	Grade	2009 Current		Department Request		President's Recommendation		
			FTE Pos.	Salaries	FTE Pos.	Salaries	FTE Pos.	Salaries	
1171	Assistant State's Attorney	AT	1.0	131,907	1.0	131,907	1.0	131,907	
1169	Assistant State's Attorney	AT	2.0	187,289					
1167	Assistant State's Attorney	AT	1.0	117,609	1.0	117,609	1.0	117,609	
1166	Assistant State's Attorney	AT	2.0	228,938	1.0	117,609	1.0	117,609	
1165	Assistant State's Attorney	AT	10.0	1,150,970	6.0	705,654	6.0	705,654	
1164	Assistant State's Attorney	AT	1.0	111,329					
1163	Assistant State's Attorney	AT	1.0	111,329	2.0	217,724	2.0	217,724	
1162	Assistant State's Attorney	AT	1.0	111,329	4.0	442,012	4.0	442,012	
1161	Assistant State's Attorney	AT	2.0	221,005	3.0	326,394	3.0	326,394	
1160	Assistant State's Attorney	AT	4.0	414,085	9.0	965,623	9.0	965,623	
1159	Assistant State's Attorney	AT	3.0	306,408	4.0	417,712	4.0	417,712	
1158	Assistant State's Attorney	AT	1.0	105,387	2.0	208,181	2.0	208,181	
1157	Assistant State's Attorney	AT	11.0	1,029,868	7.0	660,812	7.0	660,812	
1156	Assistant State's Attorney	AT	6.0	487,830	7.0	652,949	7.0	652,949	
1155	Assistant State's Attorney	AT	7.0	603,362	3.0	259,224	3.0	259,224	
1154	Assistant State's Attorney	AT	9.0	872,328	4.6	439,025	4.6	439,025	
1152	Assistant State's Attorney	AT	3.0	240,802	4.0	316,961	4.0	316,961	
1151	Assistant State's Attorney	AT	1.0	77,355					
1150	Assistant State's Attorney	AT	5.0	334,057	3.0	234,800	3.0	234,800	
1149	Assistant State's Attorney	AT	5.0	368,485	9.0	667,027	9.0	667,027	
2436	Assistant State's Attorney	AT	2.0	121,381	7.0	468,337	7.0	468,337	
1147	Assistant State's Attorney	AT	3.0	189,827	3.0	193,119	3.0	193,119	
1145	Assistant State's Attorney	AT	2.0	121,169	3.0	186,698	3.0	186,698	
1144	Assistant State's Attorney	AT			1.0	64,320	1.0	64,320	
			85.0	\$7,838,934	86.6	\$7,988,584	86.6	\$7,988,584	
02 FOIA Compliance - 2500902									
0048	Administrative Assistant III	16			2.0	92,058		1	
0907	Clerk V	11			3.0	97,026		1	
1171	Assistant State's Attorney	AT			1.0	118,497	1.0	118,497	
1152	Assistant State's Attorney	AT			7.0	557,956		1	
					13.0	\$865,537	1.0	\$118,500	
04 Special Prosecutions Bureau									
01 Special Prosecutions - 2500895									
1173	Assistant State's Attorney	AT	1.0	144,495	1.0	144,496	1.0	144,496	
1172	Assistant State's Attorney	AT	1.0	131,907	1.0	131,907	1.0	131,907	
1169	Assistant State's Attorney	AT	1.0	126,746					
1167	Assistant State's Attorney	AT	2.0	235,218	1.0	119,404	1.0	119,404	
1165	Assistant State's Attorney	AT	4.0	451,596	7.0	816,984	7.0	816,984	
1164	Assistant State's Attorney	AT			1.0	111,330	1.0	111,330	
1163	Assistant State's Attorney	AT	3.0	332,334	1.0	111,330	1.0	111,330	
1162	Assistant State's Attorney	AT			5.0	529,102	5.0	529,102	
1161	Assistant State's Attorney	AT	4.0	431,779	1.0	105,388	1.0	105,388	
1160	Assistant State's Attorney	AT	5.0	508,163	6.0	629,496	6.0	629,496	
1159	Assistant State's Attorney	AT	6.0	586,765	8.0	832,892	8.0	832,892	
1158	Assistant State's Attorney	AT	1.0	55,382	5.0	515,299	5.0	515,299	
1157	Assistant State's Attorney	AT	5.0	449,841	8.0	756,243	8.0	756,243	
1156	Assistant State's Attorney	AT	3.0	273,205	5.0	458,430	5.0	458,430	
1155	Assistant State's Attorney	AT	7.0	580,280	4.0	352,293	4.0	352,293	
1154	Assistant State's Attorney	AT	1.0	82,130	2.0	170,790	2.0	170,790	
1152	Assistant State's Attorney	AT	3.0	238,524	2.0	163,041	2.0	163,041	
1150	Assistant State's Attorney	AT			1.0	59,981	1.0	59,981	

PERSONAL SERVICES - SUMMARY OF POSITIONS BY BUSINESS UNIT AND JOB CODE

DEPARTMENT 250 - STATE'S ATTORNEY

Job Code	Title	Grade	2009 Current		Department Request		President's Recommendation	
			FTE Pos.	Salaries	FTE Pos.	Salaries	FTE Pos.	Salaries
1149	Assistant State's Attorney	AT	1.0	59,980	2.0	150,821	2.0	150,821
1144	Assistant State's Attorney	AT			2.0	127,591	2.0	127,591
			48.0	\$4,688,345	63.0	\$6,286,818	63.0	\$6,286,818
05 Investigations Bureau								
01 Investigations - 2500896								
0626	Chief-Investigative Bureau (State's Attorney)	24	1.0	132,826	1.0	132,826	1.0	132,826
0647	Deputy Chief Investigator	24	2.0	242,082	2.0	242,082	2.0	242,082
0284	Investigator V (State's Attorney)	23	8.0	747,642	8.0	758,617	8.0	758,617
0642	Investigator V	22	1.0	92,657	1.0	92,658	1.0	92,658
2502	Investigator IV (Accountant/State's Attorney)	22	15.0	1,365,298	15.0	1,379,861	15.0	1,379,861
0696	Investigator II (State's Attorney)	SA2	92.2	6,762,023	93.0	6,980,765	94.0	6,918,779
0695	Investigator I (State's Attorney)	SA1	5.0	308,907	5.0	329,664	5.0	329,664
			124.2	\$9,651,435	125.0	\$9,916,473	126.0	\$9,854,487
06 Public Interest Bureau								
01 Public Interest - 2500897								
1165	Assistant State's Attorney	AT	3.0	340,267				
1163	Assistant State's Attorney	AT	1.0	108,047				
1162	Assistant State's Attorney	AT	2.0	218,807				
1160	Assistant State's Attorney	AT	1.0	109,131				
1159	Assistant State's Attorney	AT	1.0	102,791				
1158	Assistant State's Attorney	AT	1.0	93,032				
1156	Assistant State's Attorney	AT	1.0	92,108				
1155	Assistant State's Attorney	AT	2.2	222,482				
1154	Assistant State's Attorney	AT	5.0	414,552				
1152	Assistant State's Attorney	AT	2.0	159,485				
1149	Assistant State's Attorney	AT	2.0	130,654				
2436	Assistant State's Attorney	AT	3.0	187,311				
1147	Assistant State's Attorney	AT	1.0	61,189				
1145	Assistant State's Attorney	AT	1.0	61,189				
0500	Assistant State's Attorney	AT	1.0	59,980				
5025	Assistant State's Attorney VI	AT						
			27.2	\$2,361,025				
07 Bureau Of Administrative Services								
01 General Administrative - 2500898								
0028	Program Manager	24	5.0	451,492	5.0	451,492	5.0	451,492
0057	Director of Communications	24	1.0	114,237	1.0	114,237	1.0	114,237
0516	Executive Officer	24	1.0	86,360	1.0	86,360	1.0	86,360
0592	Chief Court Reporter	24	1.0	73,396	1.0	73,396	1.0	73,396
0611	Deputy Chief of Administrative Services	24	1.2	224,533	2.0	224,533	2.0	224,533
0612	Chief of Administrative Services	24	1.0	132,826	1.0	132,826	1.0	132,826
0615	Director of Computer Systems (State's Attorney)	24	1.0	103,365	1.0	103,365	1.0	103,365
4697	Coordinator of Video Transfer Specialist	23	1.0	93,498	1.0	94,780	1.0	94,780
0625	Assistant To Chief of Administrative Services II	24	1.0	86,359	1.0	86,359	1.0	86,359
0112	Director of Financial Control III	23	1.0	98,280	1.0	98,280	1.0	98,280
0295	Administrative Analyst V	23	1.0	80,912	1.0	85,843	1.0	85,843
0056	Project Director	22	3.0	256,562	3.0	261,865	3.0	261,865
0205	Budget Analyst V	22	1.0	70,362	1.0	71,491	1.0	71,491
0588	Court Reporter V	22	5.0	404,560	7.0	570,794	5.0	408,971
0609	Administrative Assistant To The State's Attorney	22	1.0	90,290	1.0	91,387	1.0	91,387

PERSONAL SERVICES - SUMMARY OF POSITIONS BY BUSINESS UNIT AND JOB CODE
DEPARTMENT 250 - STATE'S ATTORNEY

Job Code	Title	Grade	2009 Current		Department Request		President's Recommendation		
			FTE Pos.	Salaries	FTE Pos.	Salaries	FTE Pos.	Salaries	
0613	Assistant To Chief of Administrative Services	22	1.0	80,912	1.0	81,956	1.0	81,956	
0742	Personnel Manager V	22	1.0	73,592	1.0	74,660	1.0	74,660	
0293	Administrative Analyst III	21	3.0	241,456	3.0	243,782	3.0	243,782	
0051	Administrative Assistant V	20	13.0	992,267	13.0	1,008,124	13.0	1,008,124	
1112	Systems Analyst III	20	2.0	152,819	2.0	153,842	2.0	153,842	
4698	Video Transcriptionist	20	2.0	133,396	2.0	134,331	2.0	134,331	
4699	Courtroom Video Presentation Specialist	20	2.0	140,366	2.0	142,289	2.0	142,289	
0145	Accountant V	19	1.0	65,289	1.0	65,730	1.0	65,730	
0050	Administrative Assistant IV	18	34.0	2,156,323	31.4	2,045,027	31.4	2,045,027	
0979	Duplicating Section Supervisor III	18	1.0	62,422	1.0	63,914	1.0	63,914	
1111	Systems Analyst II	18	3.0	194,401	3.0	195,546	3.0	195,546	
0048	Administrative Assistant III	16	21.0	1,207,681	21.0	1,213,417	21.0	1,213,417	
0553	Court Clerk III	16	1.0	55,334	1.0	55,335	1.0	55,335	
0047	Administrative Assistant II	14	54.0	2,700,155	54.0	2,722,496	54.0	2,722,496	
0174	Bookkeeper IV	14	1.0	51,398	1.0	51,399	1.0	51,399	
0556	Law Clerk I	14	20.2	1,024,140	20.5	1,030,397	20.5	1,030,397	
1122	Data Entry Manager	14	1.0	49,042	1.0	49,752	1.0	49,752	
2264	Draftsman III	14	1.0	51,398	1.0	51,399	1.0	51,399	
0552	Court Clerk II	14	2.0	94,207	2.0	94,209	2.0	94,209	
0142	Accountant II	13	1.0	46,935	1.0	46,936	1.0	46,936	
0842	Librarian II	13	1.0	46,935	1.0	47,142	1.0	47,142	
0936	Stenographer V	13	20.0	928,663	20.0	935,355	20.0	935,355	
0046	Administrative Assistant I	12	12.0	511,761	12.0	514,393	12.0	514,393	
0907	Clerk V	11	90.0	3,540,784	89.0	3,532,396	89.0	3,532,396	
0935	Stenographer IV	11	32.0	1,266,135	32.0	1,280,863	32.0	1,280,863	
0906	Clerk IV	09	3.0	101,144	3.0	102,880	3.0	102,880	
0934	Stenographer III	09	7.0	224,201	7.0	225,848	7.0	225,848	
1676	Reproduction Technician I	09	2.0	61,652	2.0	62,214	2.0	62,214	
			357.4	\$18,621,840	356.9	\$18,772,640	354.9	\$18,610,817	
02 Victim/witness Services - 2500899									
0056	Project Director	22	1.0	91,195	1.0	93,085	1.0	93,085	
0691	Victim Witness Coordinator IV	19	2.0	137,260	1.0	69,331	1.0	69,331	
0050	Administrative Assistant IV	18	1.0	64,964	1.0	66,258	1.0	66,258	
0692	Victim Witness Coordinator III	16	6.0	339,015	6.0	339,510	6.0	339,510	
0667	Victim Witness Coordinator II	15	18.0	961,125	18.0	967,065	18.0	967,065	
0666	Victim Witness Coordinator I	14	7.0	341,654	7.0	347,268	7.0	347,268	
0936	Stenographer V	13	1.0	45,678	1.0	46,292	1.0	46,292	
0690	Victim Witness Coordinator Aide	11	5.0	194,887	5.0	196,682	5.0	196,682	
			41.0	\$2,175,778	40.0	\$2,125,491	40.0	\$2,125,491	
08 Narcotics Prosecutions Bureau									
01 Narcotics - 2500900									
1173	Assistant State's Attorney	AT	1.0	144,495	1.0	144,496	1.0	144,496	
1171	Assistant State's Attorney	AT	1.0	131,907	1.0	131,907	1.0	131,907	
1167	Assistant State's Attorney	AT	3.0	352,827	1.0	117,609	1.0	117,609	
1165	Assistant State's Attorney	AT	1.0	111,329	1.0	111,330	1.0	111,330	
1163	Assistant State's Attorney	AT			1.0	111,330	1.0	111,330	
1162	Assistant State's Attorney	AT	1.0	111,329	1.0	109,131	1.0	109,131	
1160	Assistant State's Attorney	AT	1.0	111,329					
1159	Assistant State's Attorney	AT	1.0	105,387					
1158	Assistant State's Attorney	AT	3.0	300,780					
1157	Assistant State's Attorney	AT	1.0	93,032					

PERSONAL SERVICES - SUMMARY OF POSITIONS BY BUSINESS UNIT AND JOB CODE
 DEPARTMENT 250 - STATE'S ATTORNEY

Job Code	Title	Grade	2009 Current		Department Request		President's Recommendation	
			FTE Pos.	Salaries	FTE Pos.	Salaries	FTE Pos.	Salaries
1156	Assistant State's Attorney	AT	4.0	371,079				
1155	Assistant State's Attorney	AT	5.0	404,756				
1154	Assistant State's Attorney	AT	1.0	82,130	1.0	95,383	1.0	95,383
1150	Assistant State's Attorney	AT	1.0	75,828	3.0	208,028	3.0	208,028
1149	Assistant State's Attorney	AT	9.0	577,472	6.0	346,533	6.0	346,533
2436	Assistant State's Attorney	AT	5.0	323,838	2.0	118,252	2.0	118,252
1147	Assistant State's Attorney	AT	3.0	182,570	2.0	122,378	2.0	122,378
1145	Assistant State's Attorney	AT	2.0	122,378	6.0	358,176	6.0	358,176
1144	Assistant State's Attorney	AT	2.0	122,378	2.0	122,378	2.0	122,378
0500	Assistant State's Attorney	AT	3.0	182,358	2.0	117,044	2.0	117,044
			48.0	\$3,907,202	30.0	\$2,213,975	30.0	\$2,213,975
09 Juvenile Justice Bureau								
01 Juvenile - 2500901								
1479	Special Assistant State's Attorney	AT	1.0	152,509				
1173	Assistant State's Attorney	AT			1.0	144,496	1.0	144,496
1171	Assistant State's Attorney	AT		55,361				
1170	Assistant State's Attorney	AT	1.0	131,907	1.0	131,907	1.0	131,907
1169	Assistant State's Attorney	AT			1.0	131,907	1.0	131,907
1165	Assistant State's Attorney	AT	4.0	457,876	4.0	445,320	4.0	445,320
1164	Assistant State's Attorney	AT	1.0	111,329	1.0	111,330	1.0	111,330
1162	Assistant State's Attorney	AT	1.0	111,329	1.0	111,330	1.0	111,330
1160	Assistant State's Attorney	AT	1.0	102,791				
1159	Assistant State's Attorney	AT	15.0	1,395,764	3.0	271,186	3.0	271,186
1158	Assistant State's Attorney	AT	1.0	102,791	3.0	246,413	3.0	246,413
1157	Assistant State's Attorney	AT			2.0	138,786	2.0	138,786
1156	Assistant State's Attorney	AT	3.0	274,057	5.0	438,058	5.0	438,058
1155	Assistant State's Attorney	AT			6.0	345,296	6.0	345,296
1154	Assistant State's Attorney	AT			1.0	89,841	1.0	89,841
1152	Assistant State's Attorney	AT	1.0	70,713	1.0	70,714	1.0	70,714
1150	Assistant State's Attorney	AT	2.0	142,110	5.0	332,910	5.0	332,910
1149	Assistant State's Attorney	AT	18.0	1,149,302	9.0	550,820	9.0	550,820
2436	Assistant State's Attorney	AT	16.0	1,046,492	10.0	611,388	10.0	611,388
1147	Assistant State's Attorney	AT	8.4	536,057	11.0	643,631	10.0	592,499
1145	Assistant State's Attorney	AT	9.0	540,482	12.0	734,658	12.0	734,658
1144	Assistant State's Attorney	AT	7.0	452,849	7.0	421,782	7.0	421,782
0500	Assistant State's Attorney	AT	3.8	229,486	6.0	362,303	6.0	362,302
			93.2	\$7,063,205	90.0	\$6,334,076	89.0	\$6,282,943
Total Salaries and Positions			1,281.5	\$94,612,525	1,314.8	\$96,904,719	1,288.8	\$95,121,318
Turnover Adjustment						(1,434,900)		(1,426,819)
Operating Funds Total			1,281.5	\$94,612,525	1,314.8	\$95,469,819	1,288.8	\$93,694,499

PERSONAL SERVICES - SUMMARY OF POSITIONS BY GRADE
DEPARTMENT 250 - STATE'S ATTORNEY

Grade	2009 Current		Department Request		President's Recommendation	
	FTE Pos.	Salaries	FTE Pos.	Salaries	FTE Pos.	Salaries
SEL	1.0	192,789	1.0	192,789	1.0	192,789
SA2	92.2	6,762,023	93.0	6,980,765	94.0	6,918,779
SA1	5.0	308,907	5.0	329,664	5.0	329,664
AT	756.9	63,920,293	775.9	65,161,165	761.9	64,046,415
24	15.2	1,647,476	16.0	1,647,476	16.0	1,647,476
23	11.0	1,020,332	11.0	1,037,520	11.0	1,037,520
22	29.0	2,525,428	31.0	2,717,757	29.0	2,555,934
21	3.0	241,456	3.0	243,782	3.0	243,782
20	19.0	1,418,848	19.0	1,438,586	19.0	1,438,586
19	3.0	202,549	3.0	204,978	3.0	204,978
18	39.0	2,478,110	41.4	2,660,337	38.4	2,501,602
16	28.0	1,602,030	30.0	1,700,320	28.0	1,608,263
15	18.0	961,125	18.0	967,065	18.0	967,065
14	87.2	4,362,384	87.5	4,397,311	87.5	4,397,311
13	23.0	1,068,211	23.0	1,075,725	23.0	1,075,725
12	12.0	511,761	12.0	514,393	12.0	514,393
11	127.0	5,001,806	133.0	5,244,144	127.0	5,050,094
09	12.0	386,997	12.0	390,942	12.0	390,942
Total Salaries and Positions	1,281.5	\$94,612,525	1,314.8	\$96,904,719	1,288.8	\$95,121,318
Turnover Adjustment				(1,434,900)		(1,426,819)
Operating Funds Total	1,281.5	\$94,612,525	1,314.8	\$95,469,819	1,288.8	\$93,694,499

PER MEMO FROM THE DEPT. OF BUDGET & MANAGEMENT SERVICES
CORRECTIONS MANAGEMENT SERVICES

DEPARTMENT OVERVIEW

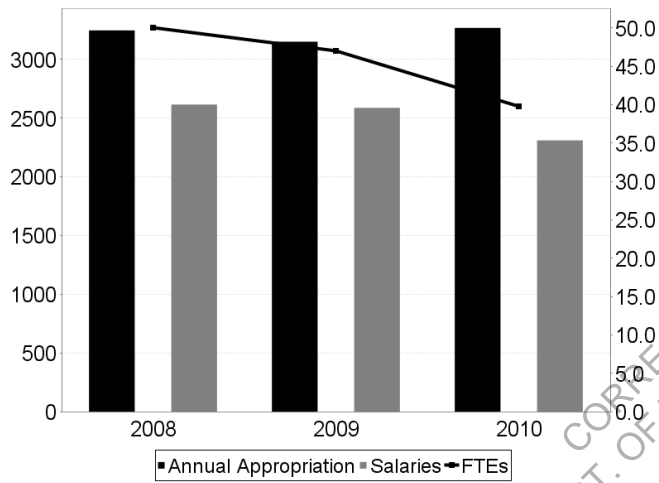
561 STATE'S ATTORNEY NARCOTICS FORFEITURE

Department Mission

To work with State, City and County Agencies on various drug related cases.

Summary of Operations

Appropriations (\$ thousands)			
Fund Category	2008 Adopted	2009 Adopted	2010 Recommended
General	3,247.8	3,151.6	3,269.0
Total	3,247.8	3,151.6	3,269.0
	Adopted	Adopted	Recommended
FTE Positions	50.0	47.0	39.8



PER MEMO FROM THE DEPT. OF BUDGET & MANAGEMENT SERVICES

DISTRIBUTION BY APPROPRIATION CLASSIFICATION
 DEPARTMENT 561 - STATE'S ATTORNEY NARCOTICS FORFEITURE

Account	2009 Expend. Year-to-date	2009 Adjusted Appropriation	Department Request	President's Recommendation	Difference	
Personal Services						
110/501010	Salaries and Wages of Regular Employees	1,821,500	2,587,924	2,310,960	2,310,960	(276,964)
115/501170	Appropriation Adjustment for Personal Services		23,000	23,000	23,000	
120/501210	Overtime Compensation	9,354		10,000	10,000	10,000
170/501510	Mandatory Medicare Costs	24,413	37,801	30,583	30,583	(7,218)
172/501540	Workers' Compensation			36,340	36,340	36,340
174/501570	Pension			206,205	206,205	206,205
175/501590	Life Insurance Program	4,514	10,571	7,899	7,899	(2,672)
176/501610	Health Insurance	232,130	371,666	470,808	470,808	99,142
177/501640	Dental Insurance Plan	6,040	9,250	15,126	15,126	5,876
178/501660	Unemployment Compensation			36,340	36,340	36,340
179/501690	Vision Care Insurance	3,788	4,681	5,232	5,232	551
189/501950	Allowances Per Collective Bargaining Agreement	514	500	1,500	1,500	1,000
Personal Services Total		2,102,253	3,045,393	3,153,993	3,153,993	108,600
Contingency and Special Purposes						
814/580380	Appropriation Adjustments		106,257	115,000	115,000	8,743
Contingency and Special Purposes Total			106,257	115,000	115,000	8,743
Operating Funds Total		2,102,253	3,151,650	3,268,993	3,268,993	117,343

PER MEMO FROM THE DEPT. OF BUDGET & MANAGEMENT SERVICES
 CORRECTION

PERSONAL SERVICES - SUMMARY OF POSITIONS BY BUSINESS UNIT AND JOB CODE
 DEPARTMENT 561 - STATE'S ATTORNEY NARCOTICS FORFEITURE

Job Code	Title	Grade	2009 Current		Department Request		President's Recommendation	
			FTE Pos.	Salaries	FTE Pos.	Salaries	FTE Pos.	Salaries
01 State's Attorney Narcotics Forfeiture								
01 State's Attorney Narcotics Forfeiture - 5610101								
0028	Program Manager	24	1.0	85,827	1.0	85,827	1.0	85,827
0284	Investigator V (State's Attorney)	23	1.0	94,436	1.0	96,313	1.0	96,313
0618	Legal Systems Analyst	22	2.0	198,368	2.0	198,370	2.0	198,370
0051	Administrative Assistant V	20	2.0	149,522	2.0	151,185	2.0	151,185
1112	Systems Analyst III	20	1.0	75,452	1.0	76,368	1.0	76,368
0050	Administrative Assistant IV	18	3.0	170,158	2.6	174,601	2.6	174,601
0048	Administrative Assistant III	16	1.0	42,943	1.0	43,234	1.0	43,234
0047	Administrative Assistant II	14	9.0	454,070	9.0	454,840	9.0	454,840
0556	Law Clerk I	14	2.0	69,259	0.6	26,513	0.6	26,513
0936	Stenographer V	13	1.0	47,873	1.0	47,874	1.0	47,874
0907	Clerk V	11	11.0	422,488	10.0	387,171	10.0	387,171
0935	Stenographer IV	11	2.0	76,070	2.0	77,566	2.0	77,566
2502	Investigator IV (Accountant/State's Attorney)	22	1.0	86,263	1.0	63,682	1.0	63,682
1158	Assistant State's Attorney	AT	1.0	36,993	1.0	37,082	1.0	37,082
1156	Assistant State's Attorney	AT	3.0	262,934	1.8	161,933	1.8	161,933
1155	Assistant State's Attorney	AT	1.0	86,322	1.0	88,388	1.0	88,388
1152	Assistant State's Attorney	AT	1.0	75,452	0.4	31,133	0.4	31,133
2436	Assistant State's Attorney	AT	1.0	75,452	0.4	30,455	0.4	30,455
0696	Investigator II (State's Attorney)	SA2	3.0	235,705	1.0	78,425	1.0	78,425
			47.0	\$2,745,587	39.8	\$2,310,960	39.8	\$2,310,960
Total Salaries and Positions			47.0	\$2,745,587	39.8	\$2,310,960	39.8	\$2,310,960

PER MEMO FROM THE DEPT. OF BUDGET & MANAGEMENT SERVICES

PERSONAL SERVICES - SUMMARY OF POSITIONS BY GRADE
 DEPARTMENT 561 - STATE'S ATTORNEY NARCOTICS FORFEITURE

Grade	2009 Current		Department Request		President's Recommendation	
	FTE Pos.	Salaries	FTE Pos.	Salaries	FTE Pos.	Salaries
SA2	3.0	235,705	1.0	78,425	1.0	78,425
AT	7.0	537,153	4.6	348,991	4.6	348,991
24	1.0	85,827	1.0	85,827	1.0	85,827
23	1.0	94,436	1.0	96,313	1.0	96,313
22	3.0	284,631	3.0	262,052	3.0	262,052
20	3.0	224,974	3.0	227,553	3.0	227,553
18	3.0	170,158	2.6	174,601	2.6	174,601
16	1.0	42,943	1.0	43,234	1.0	43,234
14	11.0	523,329	9.6	481,353	9.6	481,353
13	1.0	47,873	1.0	47,874	1.0	47,874
11	13.0	498,558	12.0	464,737	12.0	464,737
Total Salaries and Positions	47.0	\$2,745,587	39.8	\$2,310,960	39.8	\$2,310,960

PER MEMO FROM THE DEPT. OF BUDGET & MANAGEMENT SERVICES
 CORRECTION

DISTRIBUTION BY APPROPRIATION CLASSIFICATION
DEPARTMENT 562 - STATE'S ATTORNEY BAD CHECK DIVERSION PROGRAM

Account	2009 Expend. Year-to-date	2009 Adjusted Appropriation	Department Request	President's Recommendation	Difference
Personal Services					
186/501860 Training Programs for Staff Personnel		82,800	100,000	100,000	17,200
Personal Services Total		82,800	100,000	100,000	17,200
Contractual Services					
240/520490 Printing and Publishing	697	10,000	10,000	10,000	
Contractual Services Total	697	10,000	10,000	10,000	
Supplies and Materials					
350/530600 Office Supplies			10,000	10,000	10,000
Supplies and Materials Total			10,000	10,000	10,000
Capital Equipment and Improvements					
579/560450 Computer Equipment	3,846		100,000	100,000	100,000
Capital Equipment and Improvements Total	3,846		100,000	100,000	100,000
Contingency and Special Purposes					
814/580380 Appropriation Adjustments		187,500	364,213	364,213	176,713
Contingency and Special Purposes Total		187,500	364,213	364,213	176,713
Operating Funds Total	4,543	280,300	584,213	584,213	303,913

PER MEMO FROM THE DEPT. OF BUDGET & MANAGEMENT SERVICES
CORRECTION

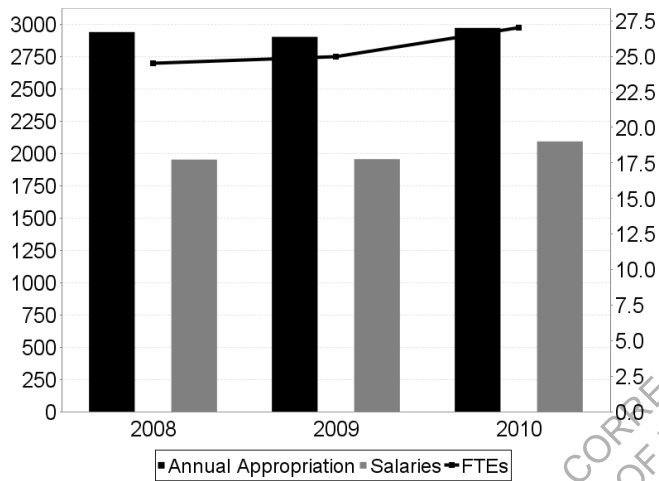
DEPARTMENT OVERVIEW

566 CAPITAL LITIGATION TRUST FUND

Department Mission

Summary of Operations

Appropriations (\$ thousands)			
Fund Category	2008 Adopted	2009 Adopted	2010 Recommended
General	2,941.5	2,904.4	2,973.6
Total	2,941.5	2,904.4	2,973.6
	Adopted	Adopted	Recommended
FTE Positions	24.5	25.0	27.0



PER MEMO FROM THE DEPT. OF BUDGET & MANAGEMENT SERVICES

DISTRIBUTION BY APPROPRIATION CLASSIFICATION
DEPARTMENT 566 - CAPITAL LITIGATION TRUST FUND

Account	2009 Expend. Year-to-date	2009 Adjusted Appropriation	Department Request	President's Recommendation	Difference	
Personal Services						
110/501010	Salaries and Wages of Regular Employees	1,434,656	1,956,850	2,094,040	2,094,040	137,190
120/501210	Overtime Compensation	9,526		10,000	10,000	10,000
170/501510	Mandatory Medicare Costs	19,265	28,775	30,375	30,375	1,600
172/501540	Workers' Compensation		29,766	31,410	31,410	1,644
174/501570	Pension		168,672	177,993	177,993	9,321
175/501590	Life Insurance Program	12,306	7,732	7,589	7,589	(143)
176/501610	Health Insurance	173,551	200,000	294,500	294,500	94,500
177/501640	Dental Insurance Plan		11,600	15,735	15,735	4,135
178/501660	Unemployment Compensation		29,766	31,410	31,410	1,644
179/501690	Vision Care Insurance	2,664	7,200	3,697	3,697	(3,503)
189/501950	Allowances Per Collective Bargaining Agreement	2,014	3,900	3,900	3,900	
Personal Services Total		1,653,982	2,444,261	2,700,649	2,700,649	256,388
Contingency and Special Purposes						
814/580380	Appropriation Adjustments		204,749	15,349	15,349	(189,400)
818/580033	Reimbursement to Designated Fund		90,413	92,562	92,562	2,149
883/580260	Cook County Administration		165,000	165,000	165,000	
Contingency and Special Purposes Total			460,162	272,911	272,911	(187,251)
Operating Funds Total		1,653,982	2,904,423	2,973,560	2,973,560	69,137

PER MEMO FROM THE DEPT. OF BUDGET & MANAGEMENT SERVICES
CORRECTION

PERSONAL SERVICES - SUMMARY OF POSITIONS BY BUSINESS UNIT AND JOB CODE
DEPARTMENT 566 - CAPITAL LITIGATION TRUST FUND

Job Code	Title	Grade	2009 Current		Department Request		President's Recommendation	
			FTE Pos.	Salaries	FTE Pos.	Salaries	FTE Pos.	Salaries
01 State's Attorney's Capital Litigation Trust Fund								
01 State's Attorney's Capital Litigation Trust Fund - 5660101								
0056	Project Director	22	1.0	89,947	1.0	63,682	1.0	63,682
0642	Investigator V	22	1.0	90,417	1.0	90,418	1.0	90,418
0667	Victim Witness Coordinator II	15	2.0	109,582	2.0	109,584	2.0	109,584
0936	Stenographer V	13	1.0	46,935	1.0	46,936	1.0	46,936
1162	Assistant State's Attorney	AT	3.0	307,498	3.0	313,657	3.0	313,657
1159	Assistant State's Attorney	AT	2.0	215,889	2.0	220,084	2.0	220,084
1158	Assistant State's Attorney	AT	2.0	179,277	2.0	184,410	2.0	184,410
1156	Assistant State's Attorney	AT	1.0	85,467	1.0	88,314	1.0	88,314
0696	Investigator II (State's Attorney)	SA2	11.0	800,586	12.0	874,689	12.0	874,689
5015	Assistant State's Attorney IV	AT	1.0	92,167	2.0	102,266	2.0	102,266
			25.0	\$2,017,765	27.0	\$2,094,040	27.0	\$2,094,040
Total Salaries and Positions			25.0	\$2,017,765	27.0	\$2,094,040	27.0	\$2,094,040

PER MEMO FROM THE DEPT. OF BUDGET & MANAGEMENT SERVICES
CORRECTION

PERSONAL SERVICES - SUMMARY OF POSITIONS BY GRADE
 DEPARTMENT 566 - CAPITAL LITIGATION TRUST FUND

Grade	2009 Current		Department Request		President's Recommendation	
	FTE Pos.	Salaries	FTE Pos.	Salaries	FTE Pos.	Salaries
SA2	11.0	800,586	12.0	874,689	12.0	874,689
AT	9.0	880,298	10.0	908,731	10.0	908,731
22	2.0	180,364	2.0	154,100	2.0	154,100
15	2.0	109,582	2.0	109,584	2.0	109,584
13	1.0	46,935	1.0	46,936	1.0	46,936
Total Salaries and Positions	25.0	\$2,017,765	27.0	\$2,094,040	27.0	\$2,094,040

PER MEMO FROM THE DEPT. OF BUDGET & MANAGEMENT SERVICES
 CORRECTION